

ちよっぴり **ん** な
エッチ

おんなの描き方

方天戟 著

おっぱい、お尻、ふとももからコスチュームまで
描き方から色塗りのコツまで幅広く解説！

玄光社MOOK

超描ける
シリーズ

Houtengeki Tenten

An illustrator active in magazines, novels, and social game illustrations.

- pixiv

<http://www.pixiv.net/member.php?id=93360>

- Twitter

<http://twitter.com/houtengeki>



How to draw a little H female




















Table of contents

Introduction	12
--------------------	----

CHAPTER 1

How to draw a woman you want to keep13

Lesson 1

Learn the basic structure of the female body	14
--	----

Know the difference between male and female skeletons and muscles	14
Learn about the peculiar body structure of a woman	15
Let's learn the difference in appearance between men and women	16
Features of a woman seen from the side and back	17
Change in style with age	18
Learn feminine fat expression	20
Female poses seen from various angles	22

CHAPTER 2

About body parts of girls27

Lesson 1

Let's learn about female body parts	28
Learn about the characteristics of feminine body parts	28
Face balance and how to draw the main parts	30
How to draw around the neck and clavicle	32
How to draw around the armpit.....	34

Lesson 2

Let's draw the upper body of a woman well	36
Learn the basics of breasts and their changes	36

How to see and draw breasts by cup	39
How to draw a breast from various angles ..	42
Master how to draw around the waist	46
Learn the structure of arms and hands	48
Sexy feminine arm and finger movements ..	50

column 1

Choose between cute and sexy	70
------------------------------------	----

Lesson 3

Let's attractively draw the lower body of a woman 52

Let's learn the basics of the lower half of the body and how to see	52
Women's Local Perception	53
Let's learn how to draw ass	56
Let's draw the shape and movement of the foot smoothly	60

CHAPTER3

To make girls look more sexy71

Lesson 1

Set the costume according to the character	72
Character setting and drawing	72
Let's draw different female characters	74
Make your costume more sexy	79

Lesson 2

Let's charmingly draw a woman in underwear	84
Let's make the most of chillism	84
Shape and appearance of pants	89

Lesson 3

Let's master feminine poses and gestures90

Learn the basics of standing poses90

column 2

More erotic with water and luster102

CHAPTER 4

Let's draw different girls103

Lesson 1

Let's distinguish the charm of women with 7 keywords.....104

Let's create a character by drawing finely104

Keyword ① "hairstyle" image

Keyword ② "Facial expression" and "pose"

Keyword ③ emotional expression of "emotion"

Keyword ④ "clothes" and "accessories"

Keyword ⑤ "muscular" and "chubby"

Keyword ⑥ Expression of "eyes"

Keyword ⑦ "Clothing texture" and "body line"

Lesson 2

Let's draw the world of science fiction fantasy118

Setting a fantasy female character118

column 3

I am particular about the background that makes the most of124



CHAPTER 5

Light, shadows and colors that give a three-dimensional effect 125

Lesson 1

Let's add a three-dimensional effect using light, shadow, and color126

Let's master light and shadow.....128

Lesson 2

Coloring method to increase the sexy134

Coloring techniques that bring out the charm of women134

Let's learn the flow of coloring138

Let's color your chest and legs sexy140

Imprint 144

Introduction

This book was created with the aim of making it fun for people who want to draw girls more attractively, as well as those who do not.

I added details and explanations such as depictions of postures and gestures, shading and coloring. It would be greatly appreciated if you could refer to how to express the sexyness and fetishism of a female body after understanding the structure of the human body to some extent.

It's my first time to draw a picture in the form of a book, and I think there are a lot of quirks, but please forgive me and enjoy it.

Houtengeki



CHAPTER

1

How to draw a woman you want to keep

In order to make women look more feminine and sexy, it is important to know the differences in skeleton and muscle from men and to learn what femininity is.



Learn the basic structure of the female body

To distinguish between men and women, it is important to recognize the difference in the skeleton and muscles of men and women. By studying the unique body structure and movements that women do not have, you can make them look more feminine and sexy than the characters you draw.

Know the difference between male and female skeletons and muscles

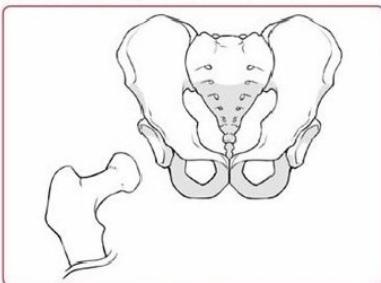
Large skeleton, muscle development

In general, male skeletons are larger and heavier than females. It is also muscular, and the bones around the joints also support these muscles, making them large and thick.

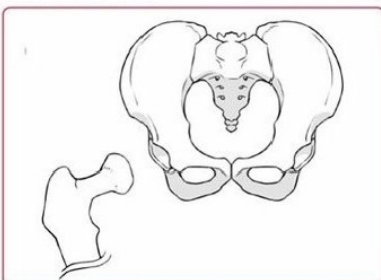
The pelvis is vertically long with a narrow width. On the other hand, women have a wide and shallow landscape to secure a large space that is essential for pregnancy and childbirth.

Difference in pelvic structure between men and women

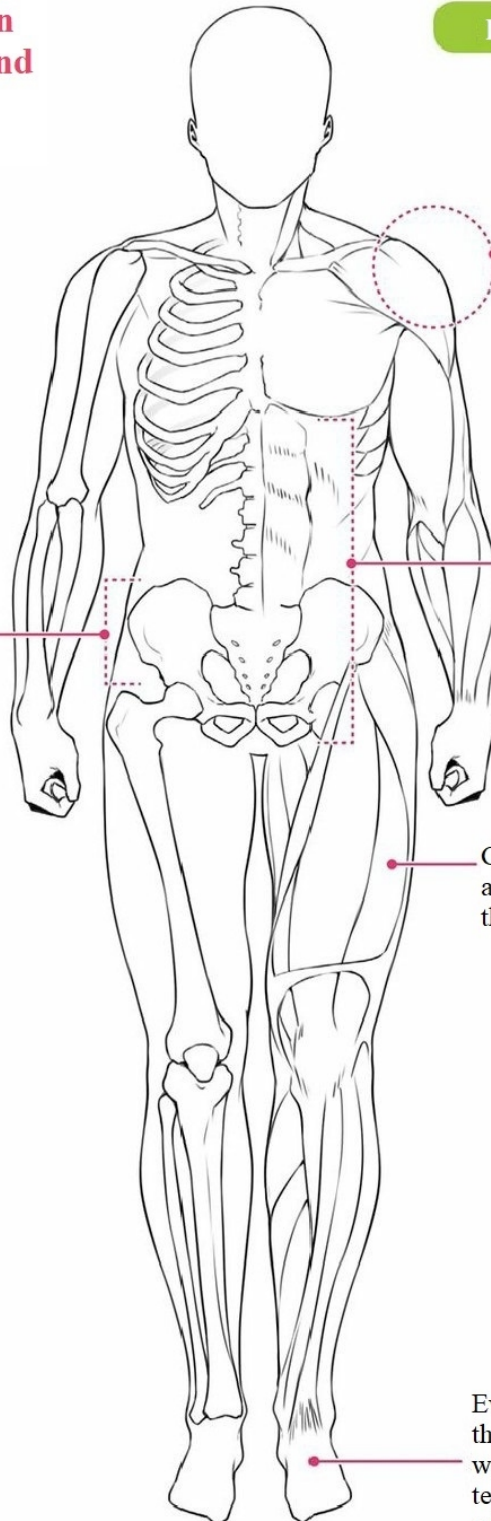
Male: narrow and deep



Female: wide and shallow



male



Wide shoulders and muscular. Compared to women, there are more people with shoulders and fewer shoulders.

The chest, ribs and pelvis are evenly sized and the torso line looks straight

Good muscularity and well developed thighs and calves

Even with the same extension, the size of the legs of men and women will differ. Also, men tend to have higher insteps and wider legs.

Get to know the female-specific body structure

Large amount of subcutaneous fat and large waist

It is about 10% lighter than men. This is because muscle mass is low and there is a tendency for subcutaneous fat to adhere to the entire body. Compared to men with wide shoulders and large rib cages, they tend to have larger waist circumferences.

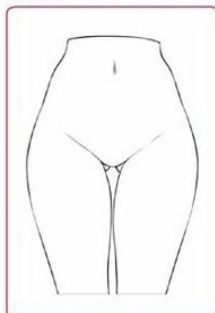
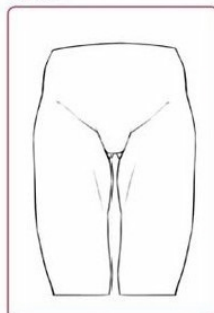
Compared to men, the size of the hand is smaller, the joints are not conspicuous, and the fingertips are supple and slender even with the same height

The lower ribs are small and the pelvis is wide, resulting in a waist waist and a rich hip line

Difference in crotch appearance

Male

Woman



one point

The difference in body between men and women begins after puberty

- The difference in skeleton between men and women has changed greatly since adolescence. From a girl's age when there was no bulge in the chest and the line of the body was straight, from the age of being involved in pregnancy and childbirth, the female hormone, estrogen secreted by the ovaries, changes the body greatly. The chest bulges, the pelvis expands, the hips grow, and the body lines become curved.

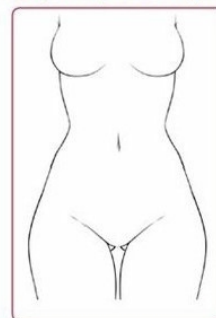
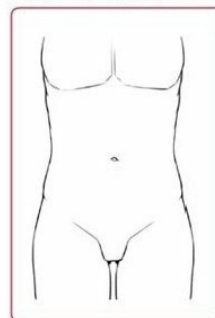
Woman

The lower ribs are small and the pelvis wide, resulting in a waist waist and a rich hip line

Difference in body line between men and women

Male: linear

Female: V-shaped

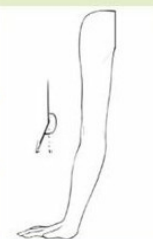


Due to the different shape of the pelvis, women have a long distance from the lower ribs to the pelvis, which at first glance looks like a torso length

one point

Female-specific arm "monkey arm"

- When the arm is lowered while standing, the joint connecting the upper arm and the forearm is warped, and the forearm is bent outward-in some cases, it is commonly referred to as the "monkey arm" or "monkey hand". It is called "monkey hand". Most of them are women, and they look curved along the waist. As a way of expressing femininity C, you can try drawing on the "monkey arm".



Let's learn the difference in appearance between men and women

Image with □ and ○

Men with well-developed skeletons and muscles have angular parts of the body such as the face, torso, arms and legs, and the muscles they cover give a solid impression. On the other hand, since women have fat attached to the skeleton, each part and body is rounded, giving it a soft appearance. Now let's consider the points in drawing men and women.

How to think of men body

You can draw a pose sketch by combining rectangles for the body, arms, and legs.

The average height of a man is over 170 cm, and the weight is about 61 kg. The head circumference is 57 cm, which is about 2 cm larger than a woman. In other words, the face gets bigger by that amount

Wide shoulders (average: 45-46 cm), body is almost rectangular

Developed thighs and calves

Thick neck with a Adam's apple on the neck

The navel is often round or horizontal

The navel is also characterized by the fact that many women are vertically long. Generally, fat around the navel makes you warm

Fat gets on the whole foot, there are few irregularities, and knees and ankles are constricted

How to think of women body

Imagine it as a trapezoid, and draw it with an image that adds roundness.

The average height of a woman is 158 cm, and the weight is over 50 kg. It has a smaller face than men, a rounded contour, and a slightly smaller nose. It has fine pores and a delicate skin texture.

The shoulders are narrow (around 41 cm), and the waist is constricted at the waist like an hourglass.

Features of a woman seen from the side and back

Stick to characteristic breasts and buttocks

A physical characteristic of women who are required to give birth and raise children is that their breasts and buttocks grow greatly when they reach adulthood, and their shape is remarkable when viewed from the side. Because of the large amount of fat, changes with age can be seen, and by grasping and drawing the physical characteristics of the target person, it is possible to finish the body to suit that age.

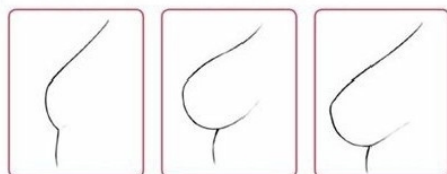
Female from side

Size and shape, you can express the age and sexy in a sagging condition.

Female from backside

The sexy point of the woman seen from behind is her butt. Please be careful as it can easily show your sexyness and age.

Image of age with bulging chest



10 age

20 age

30 age

Let's stick to the direction of the nipple and the line of underboob and draw

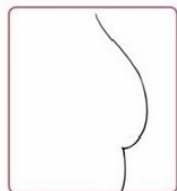
You can see your age and how to train in the shape of your hips



Sporty women such as dancers



General women in their twenties and thirties

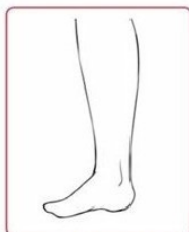


Passionate woman from the 40s

Image of a person with lines of legs



If you draw your ankles thinly, you can make them athletes and sexy



For toddlers and obese women with thick legs and thick ankles

Easy to get fat on the lower abdomen

If you add bulge to the upper part of the local area, sexual image increases

The shadow of the scapula is in the shape of a letter (male tends to be L-shaped)

You can add a shadow to the top to show the roundness of your hips.

Draw so that there is a gap between the halls

Sexy points on knees and Achilles tendons. You can express the freshness by inserting a streak and creating a feeling of flesh and constriction

Change in style with age

Physical changes depending on female hormone

A woman's physical condition also changes due to changes in the amount of female hormones secreted. From the beginning of puberty, the breast begins to swell and the buttocks begin to grow. A woman's body peaks around the age of 30 and her breasts and buttocks become tighter and more sexy. After that, it began to change to a torso type around 40 years old.

Elementary school

Since the secretion of female hormones, which have a large effect on body changes, is not active, it has a straight body shape that is almost the same as a boy.

5 head and body. Cute characters also have this tendency

Body lines are straight

No constriction

Short below knee

There is not much gender difference in the hips

My butt starts to get bigger

6 head and body. The limbs stretch and the proportion of the head decreases

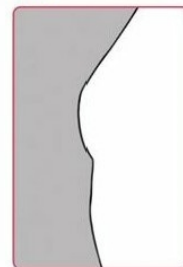
Middle school

At puberty, the body gradually begins to become rounded, and by the age of 16 to 18, the breasts and waist circumference begin to grow, and a waist becomes constricted.

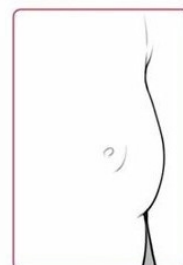
Feminine roundness, bulging breasts, bulges

Adolescent breast shape

side



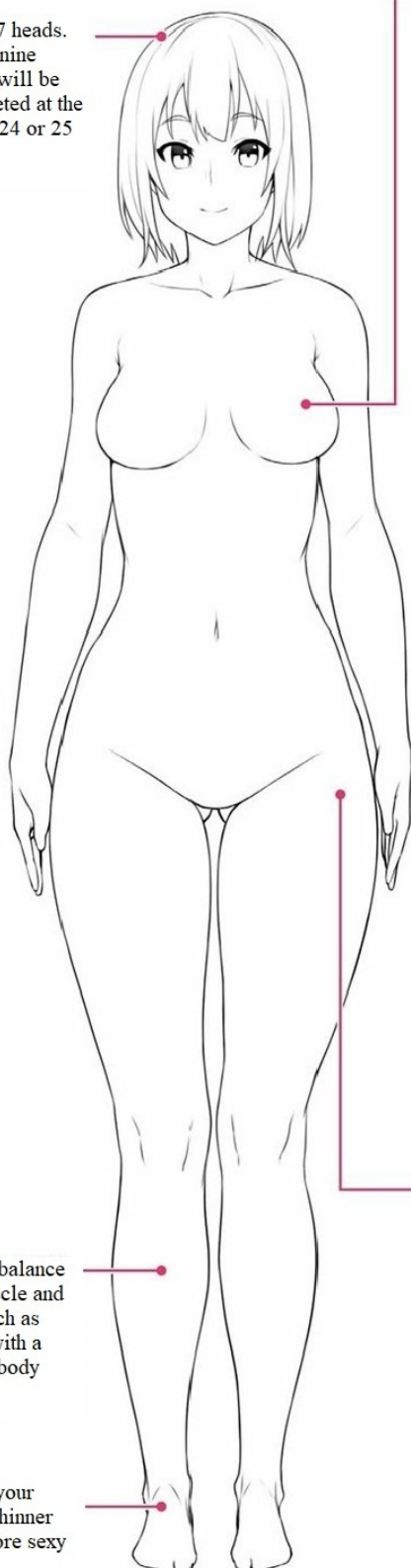
front



Age 20

When you are in your twenties, your breasts and buttocks will be large and the bowl-like tension will appear. It is the completion period of the feminine figure that is most suitable for pregnancy and childbirth.

6,5 to 7 heads.
A feminine
figure will be
completed at the
age of 24 or 25



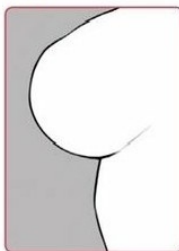
Good balance
of muscle and
fat, such as
calf, with a
sharp body

Make your
ankle thinner
and more sexy

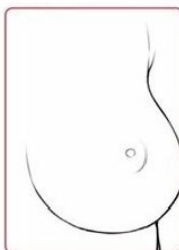
The tight breast is
completed

Breast with 20

side

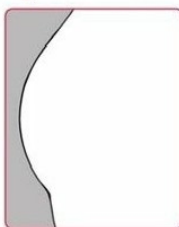


front



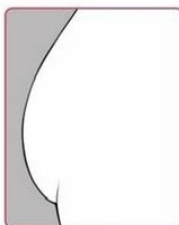
Hip line

Age 20



With age 20 it keeps a
bowl shape

Age 40

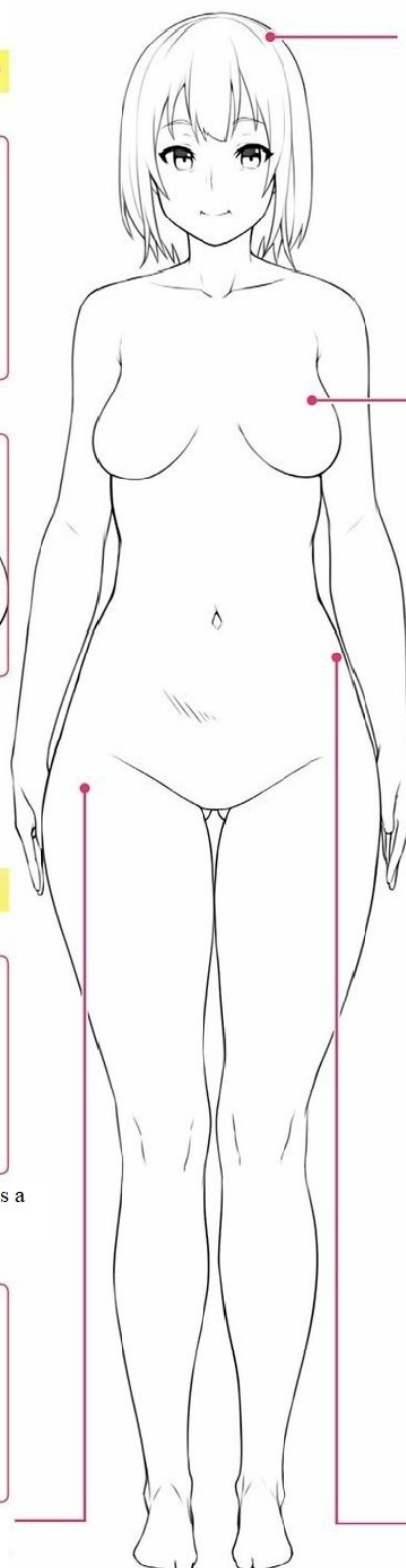


Around age of 40,
the swelling of the
buttocks drooped
vaguely

Age 40

Before the age of 45 to 55, which is said to be the climacteric period, muscle weakness and skin deterioration begin to stand out. The breast and hips will sag and will change into a torso shape.

6,5 to 7 heads.
Subcutaneous fat will be
attached and the waist
will disappear



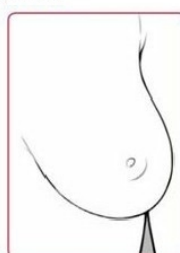
The tension on the skin
disappears and the breast
begins to sag

Breast with 40

side



front

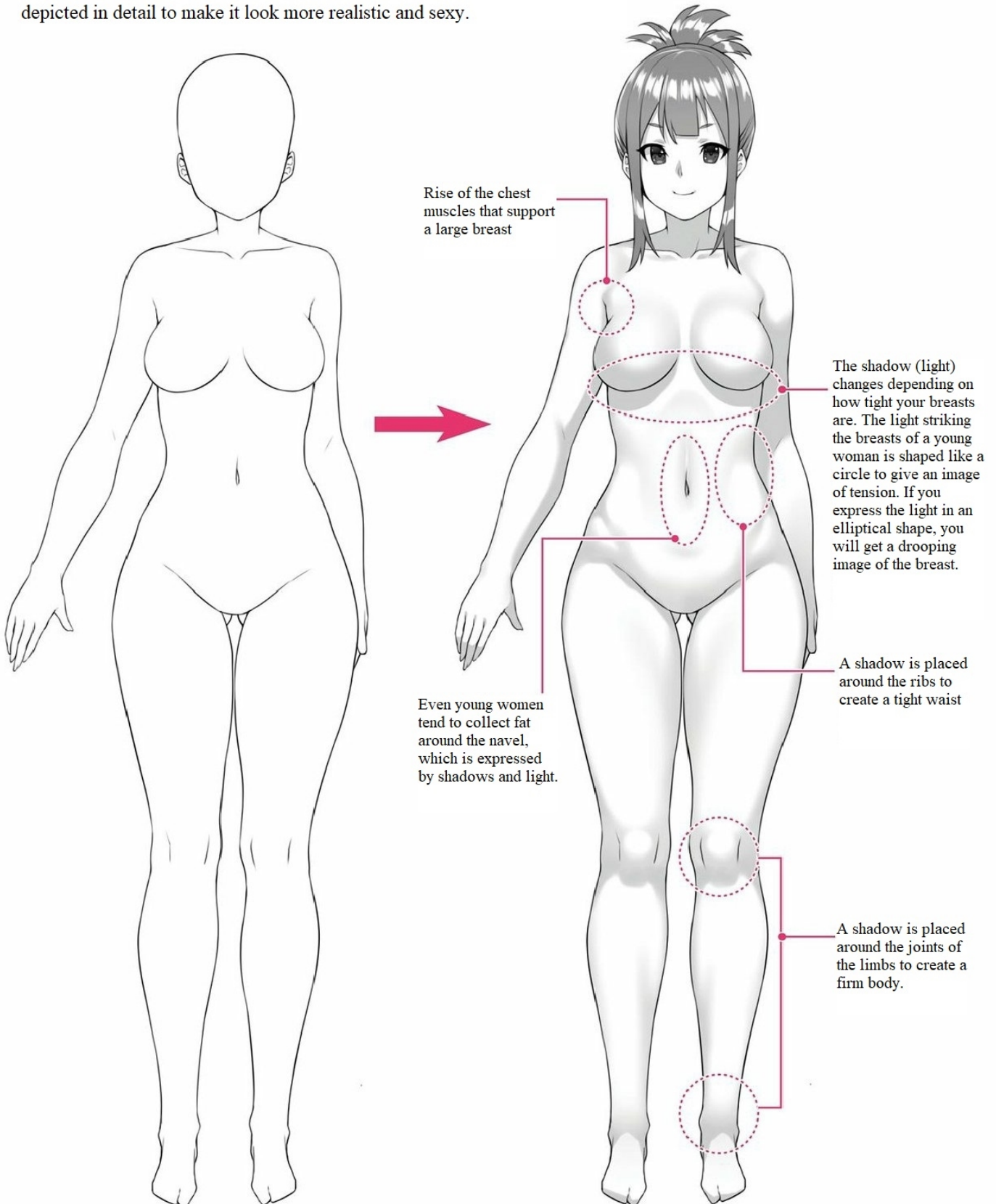


The volume of the
upper body begins to
stand out, including
around the waist

Learn feminine fat expression

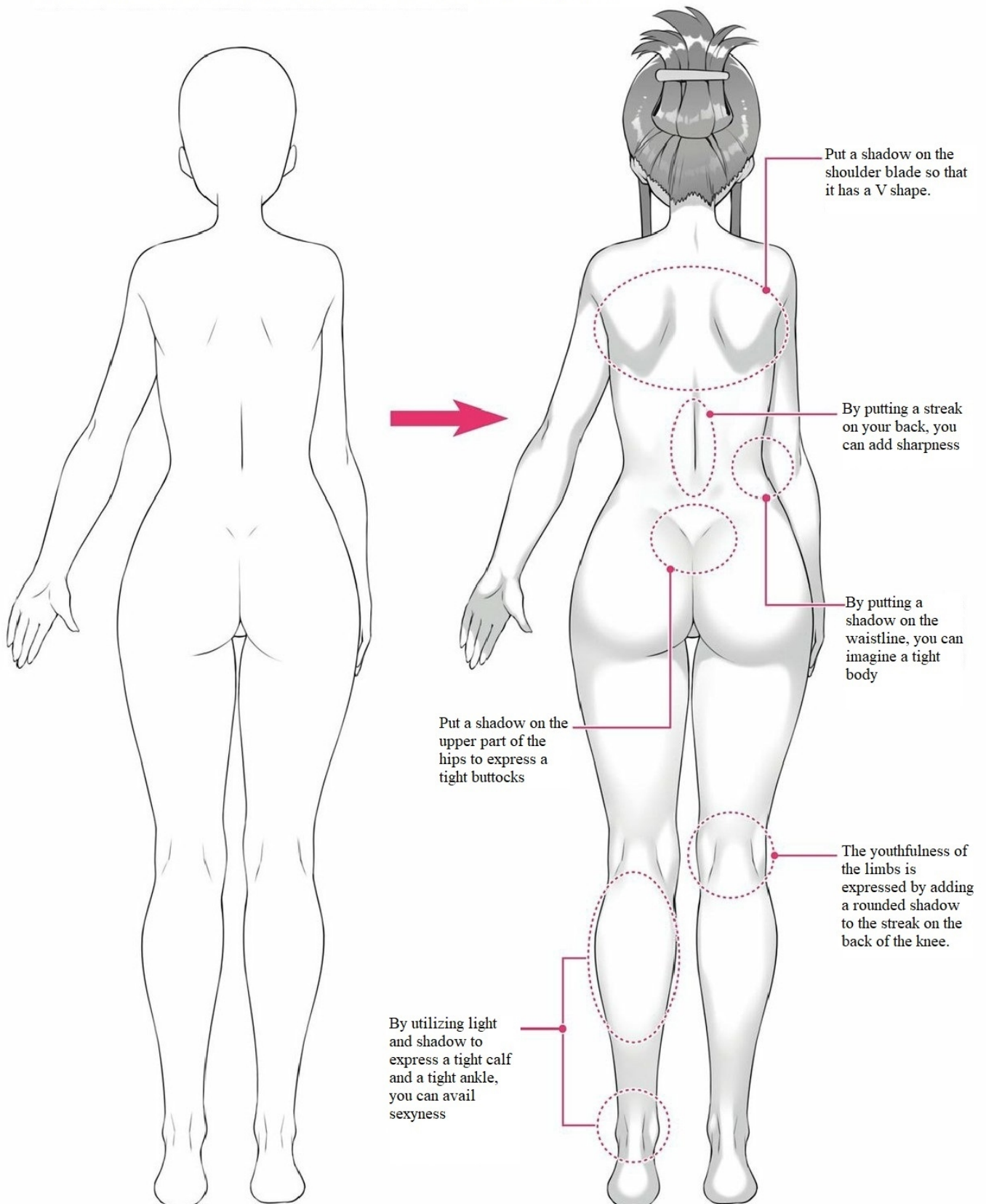
Stick to the shadow around the navel

Not only the breast, which is a symbol of femininity, but also the contours of the subcutaneous fat that covers the muscles around the navel can be depicted in detail to make it look more realistic and sexy.



Shows plumpness centered around the hip line

What is necessary to express femininity and sexy is the fat that is still flesh.
How to draw the fat around the buttocks as well as the breast is important.



Female poses seen from various angles

1 Learn the form of front view

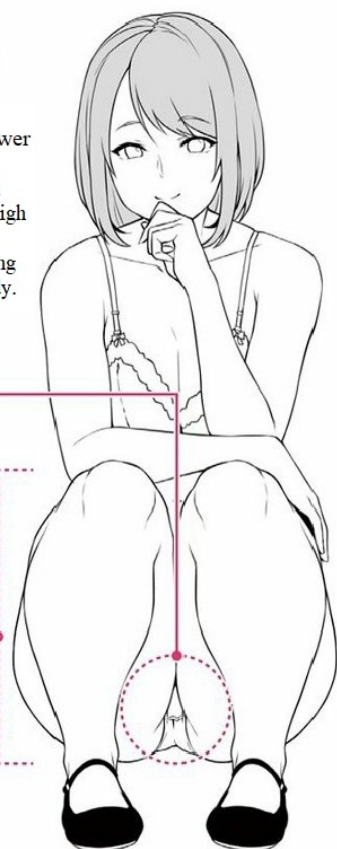
After understanding the basic female form, draw with consideration of the shoulder width and hips balance, chest size, etc. according to the age of the woman you want to draw.

Crouch

Adult women generally draw the width of the lower body wider than the shoulder width. You can even look like a junior high school or high school student by simply drawing the lower half of the body.

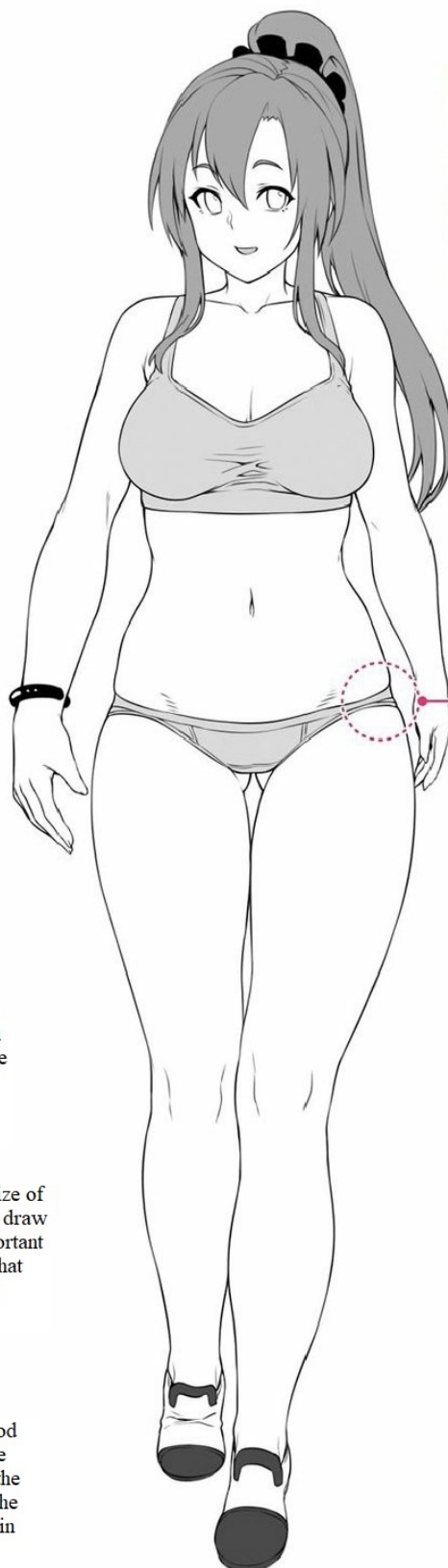
For women, it is easy to make a gap in the crotch, so draw so that you can see the crotch when you crouch

If a woman with O-legs crouches, draw below the knees, slightly curved, and with the toes inward to make it more feminine.



Walking

It's quite difficult to draw a walking view from the front. In this case, it looks like you are walking with your hands and feet that come out forward long and the hands and feet that remain behind drawn short.



Draw on both sides of the pants to bite into them, which makes them look more sensual and sexy

Crossing Arms

Arms crossed tend to raise both shoulders, and tend to reflect the psychology of resistance and provocation.

In order to make the size of the breast you want to draw look natural, it is important to stick to the curves that extend from the sides.

A big breast that looks good with arms folded. It's more sexy if you draw it out of the angle of view created by the arm rather than keeping it in the line of the arm



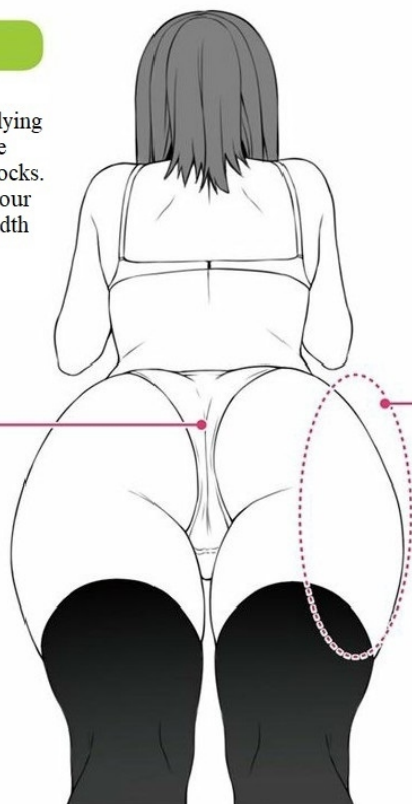
2 "Back view" is determined by hip line

In order to distinguish between men and women in the back view, it is more feminine and sexy when you draw the balance of shoulder width and hips, waist waist, and plump buttocks.

Lying down

The point of the composition when the lying woman is seen from the back is around the buttocks. To show the bulge of your hips, be aware of its width and height.

Use pants or the like to increase the height. The higher the height, the thicker the hips and the richer hip line is formed

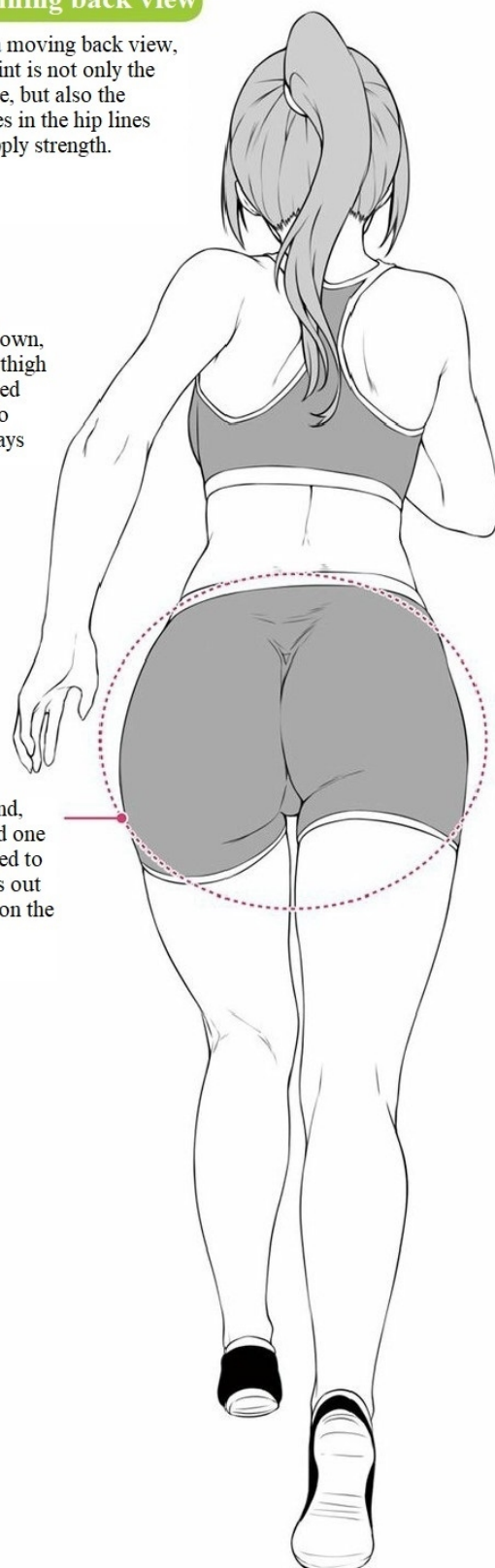


Running back view

With a moving back view, the point is not only the posture, but also the changes in the hip lines that apply strength.

When lying down, the fat-proof thigh meat is crushed and appears to spread sideways

One leg kicks up the ground, and when you try to extend one leg forward, a twist is added to the buttocks and the line is out of balance. Draw the butt on the side where you can apply strength.



Sitting pose (seiza-style)

When looking diagonally from the back, men look straight from the shoulders to the hips, whereas for women, drawing the hips makes it more sexy.

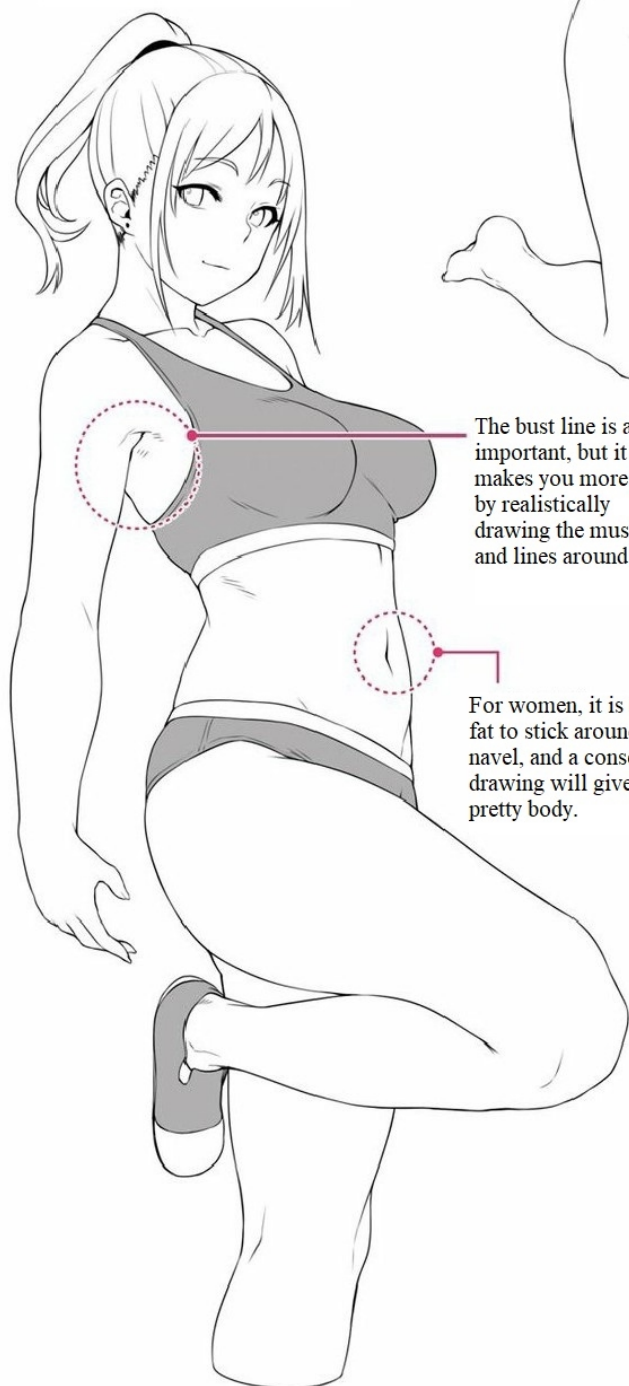


3 Bust line viewed from "sideways and diagonal"

When looking at a woman from the side or diagonal, the line of the breast stands out. The appearance of the subject changes depending on the size and the degree of sagging.

Diagonally forward

The tightness of the hips is inconspicuous and the line of sight is easy to reach the breast. Regardless of size, try to create an attractive bust line.

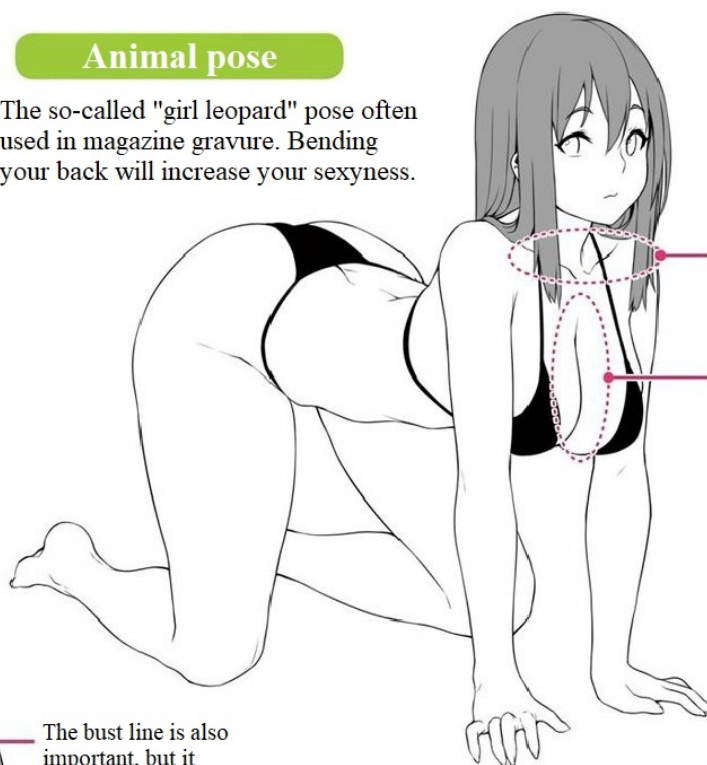


The bust line is also important, but it makes you more sexy by realistically drawing the muscles and lines around you

For women, it is easy for fat to stick around the navel, and a conservative drawing will give you a pretty body.

Animal pose

The so-called "girl leopard" pose often used in magazine gravure. Bending your back will increase your sexiness.



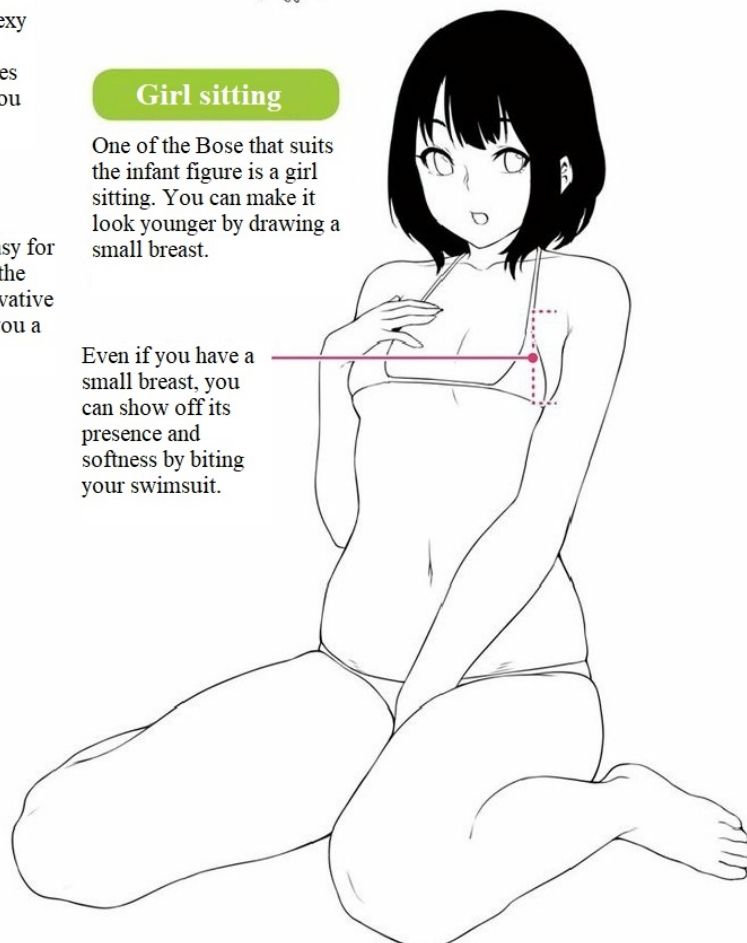
Drawing the clavicle line enhances the roundness and softness of the breast

Let's express the line of the valley caused by the breast being moved by an attractive curve

Girl sitting


One of the poses that suits the infant figure is a girl sitting. You can make it look younger by drawing a small breast.

Even if you have a small breast, you can show off its presence and softness by biting your swimsuit.



4 Bustline and other woman contours seen from a diagonall above perspective

When you look at a woman from diagonally above, you can see the relationship with your eyes and facial expressions. It is important to draw a good eye pattern according to your intention.

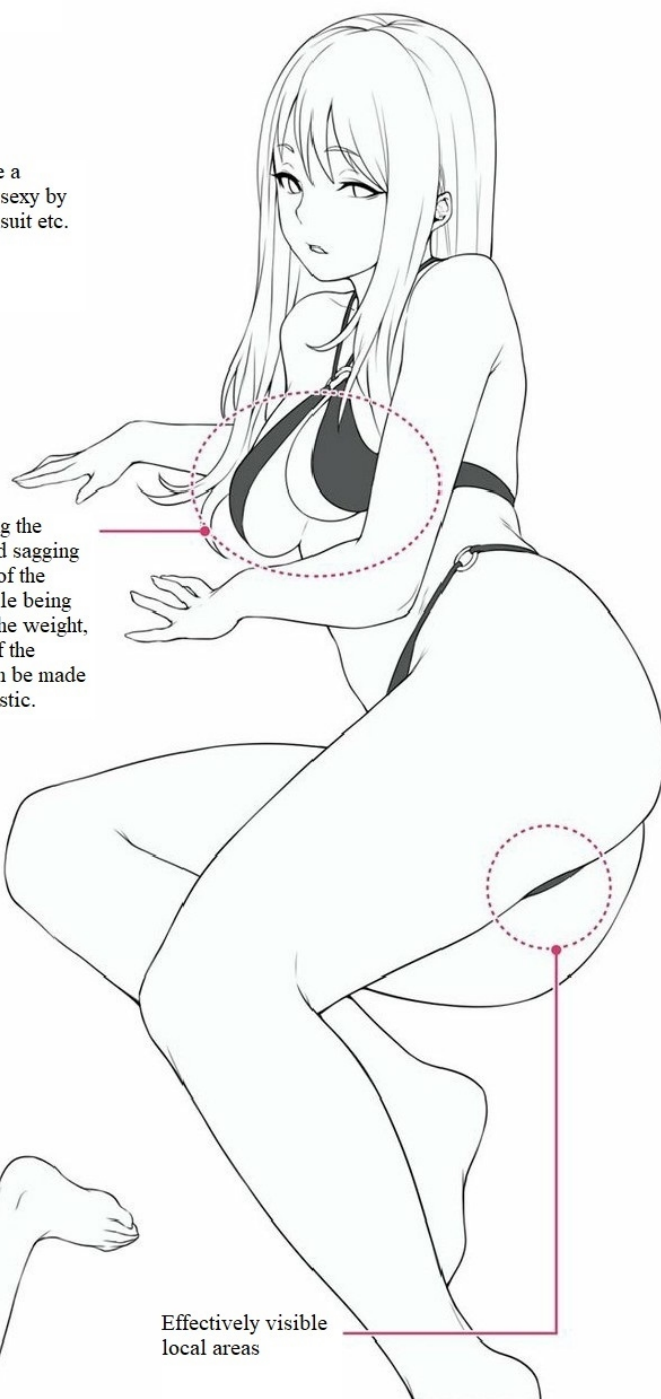


Upper eye gesture

Higher eyes make me imagine obedience and weakness. Also, as the breast stands out with the line of sight, consider the balance when drawing.

You can make a woman more sexy by biting a swimsuit etc.

The higher the line of sight is, the shorter the open body part is drawn.



Lying position

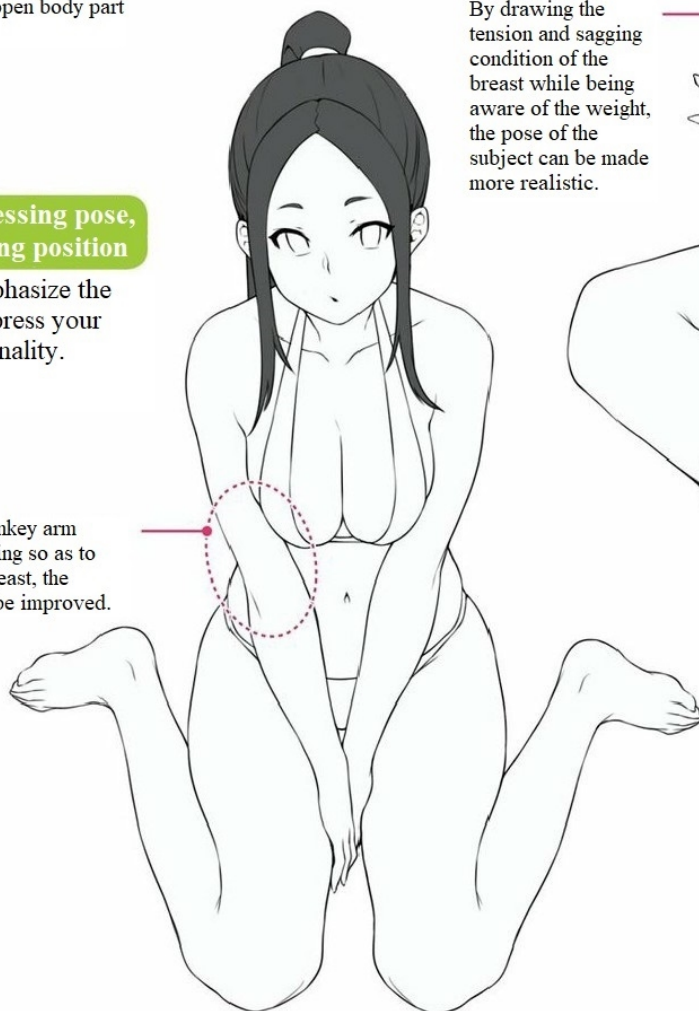
Bewitching pose. Not only the shape of the breast and hips, but also the twist of the waist makes it more sexy.

By drawing the tension and sagging condition of the breast while being aware of the weight, the pose of the subject can be made more realistic.

Breast pressing pose, when sitting position

You can emphasize the sexy and impress your flirting personality.

By using the monkey arm (P15) and drawing so as to sandwich the breast, the femininity will be improved.



Effectively visible local areas

5 Point of femininity seen from looking up view

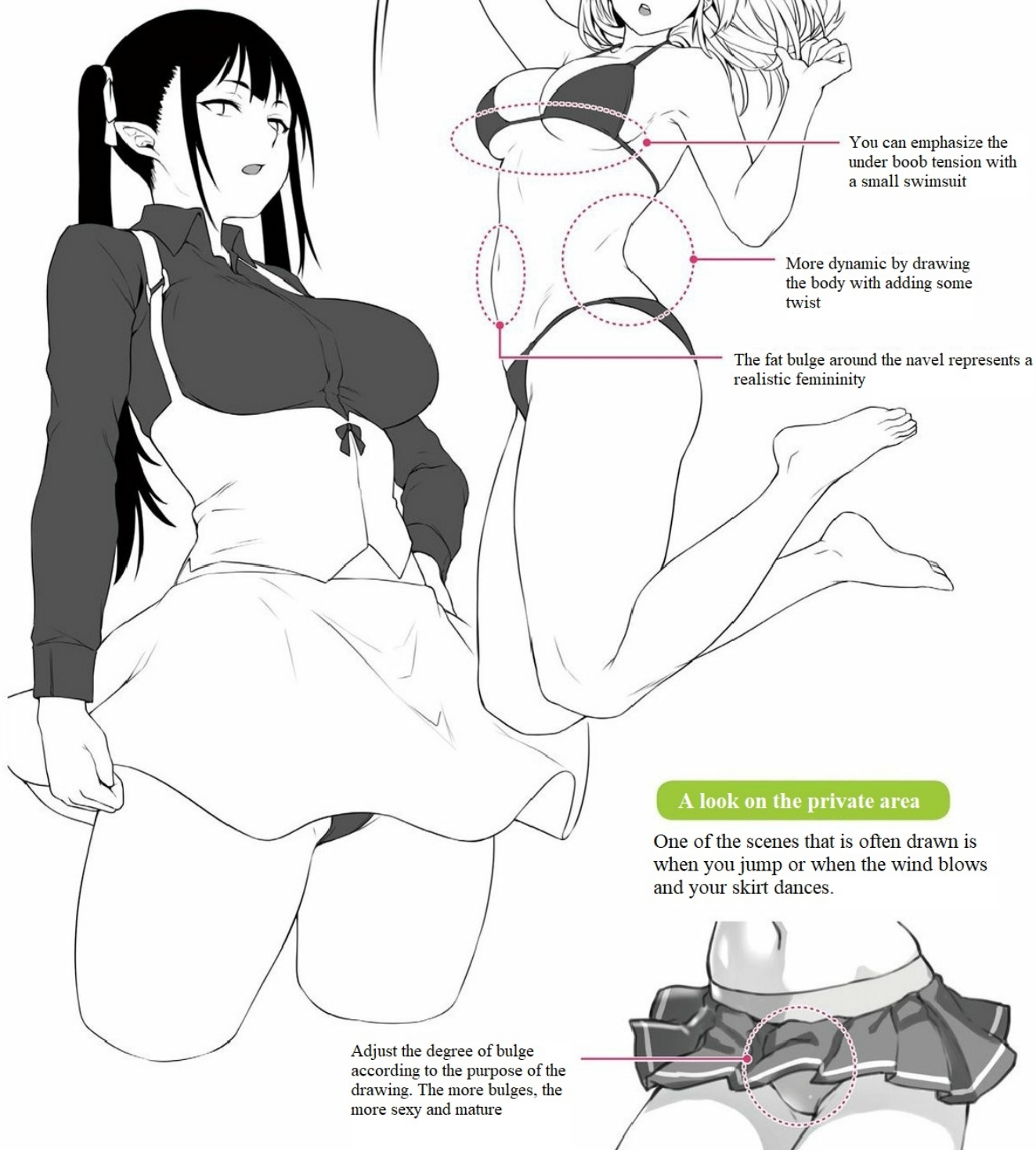
The pose when viewed from below. Let's draw well while paying attention to the underboob and local parts that are the sexy point of women.

Low angle view from below

A woman's pose seen from below. The point is not only the breast tension, but also how to draw the local part that can be seen due to the line of sight from below. Rather than boldly drawing, it's more realistic to draw conservatively so that you can look into it by chance.

Jumping pose and bouncing

In some cases, such as when jumping, the swaying breast becomes upward for a moment, and the lower breast is emphasized. You can also express sexiness with a dynamic jump.



CHAPTER ②

About the body parts of girls

Learn the characteristics of "breast," "butt," and "feet," which are symbols of "femininity" and "sexyness," and learn the tricks how to draw a little.



Learn about female body parts

After learning the skeleton and muscles of women, the next step is how to capture and draw feminine parts. Let's think about how to capture each part according to the character and how to draw it to make it attractive.

Learn about the characteristics of feminine body parts

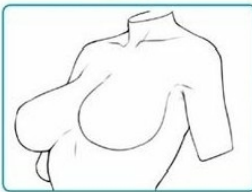
Divided into main and sub parts by drawing

When drawing a woman, we mainly consider the femininity as the three main areas: breast, buttocks and local area, and feet. In addition, the sub-parts "shoulder and armpits", "clavicle", "waist" and "fingertips" that are more feminine will be drawn well to create a more attractive character.

3 major parts that represent femininity

Let's know the characteristics of "breast", "buttock and local area", and "feet".

Breast



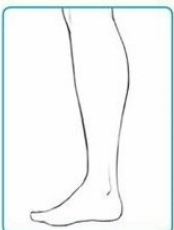
You can impress your age with the character's character and the degree of drooping by the size and shape of the breast you draw, such as small milk (intelligence, delicacy, childhood) and big breasts (sexy, cheerful, inclusive).

Ass and genitals



Even if you wear trousers or skirts, you can emphasize femininity and sexy with hip lines and underwear.

Leg



You can draw different sexiness, such as a slender foot that a man does not have, a firm ankle, and a plump foot with conversely thick meat.

Finger

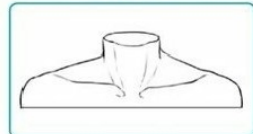


Feminine fingertips with fine, clean lines add femininity to the sexy look

Sub parts that complement femininity

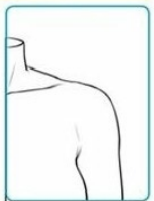
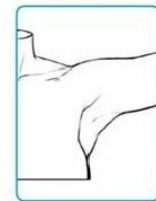
"Shoulders / sides", "clavicle", "waist", "fingers" enhance the appeal.

Clavicle



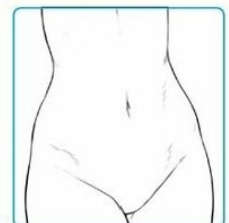
The clavicle that complements the soft breasts is another sexy point.

Around the shoulder / armpit

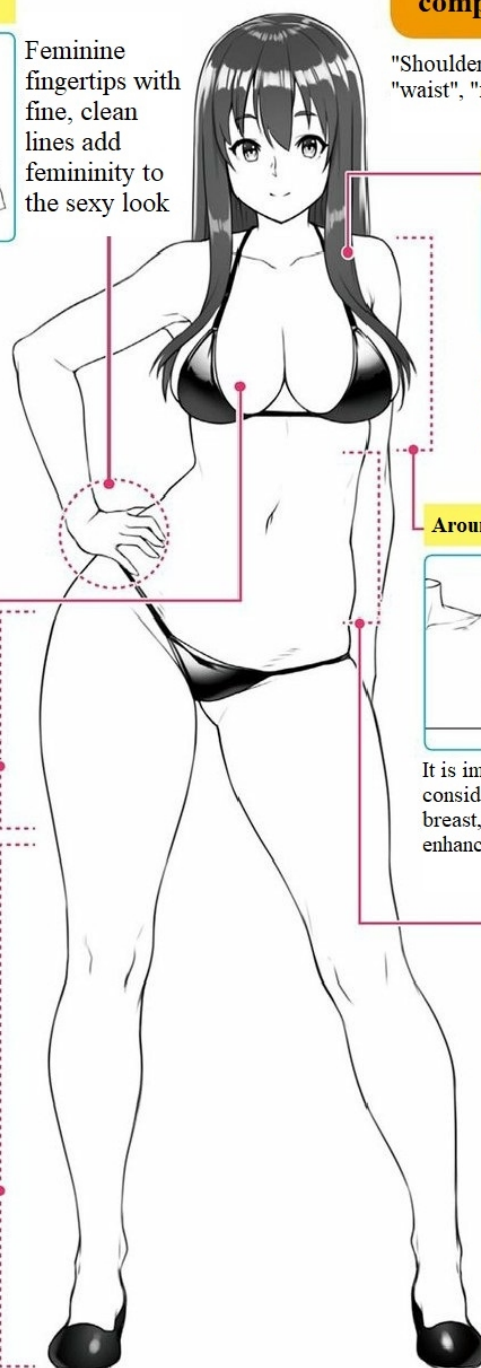


It is important to draw while considering the balance with the breast, which is a part that further enhances the appeal of the main breast.

Around the waist



Unlike the rugged man's waistline, even if it is thin, it is easy to get fat and fat around the navel, and its sensual line is attractive



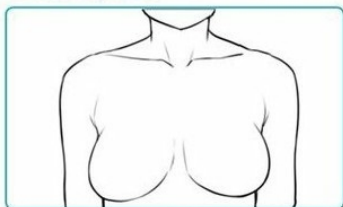
Think about the balance of body parts

For example, when drawing a breast that is a symbol of femininity, even if the breast itself is large, it becomes relatively inconspicuous if the shoulder width is wide. It is important to draw in consideration of the balance of the surrounding area.

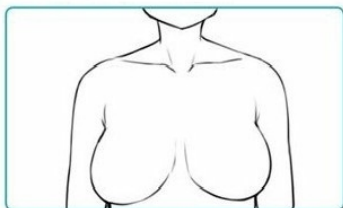
Difference in neck and shoulder width

Wider shoulders and thicker neck give a more masculine and powerful image.

Thick neck and wide shoulders
(such as sports clubs)



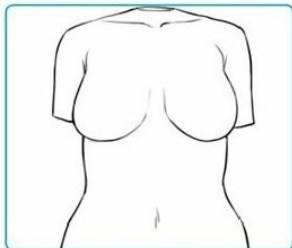
The neck is narrow and the shoulder width is narrow (cultural, young, etc.)



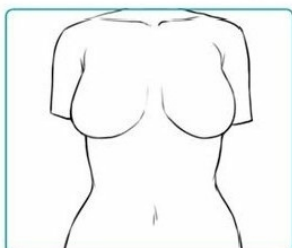
Difference in waist thickness

The torso shape is the body shape often seen in the elderly.

The waist is thick
(for chubby people and elderly people)



Waist is thin
(model, office worker, etc.)



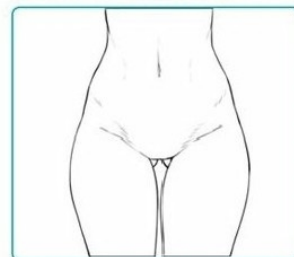
Plump differences around the waist

Women tend to get fat around their hips and navel, and by drawing the irregularities on it, it becomes a sexy finish.

Generous amount of fat
(Chubby and mature women)



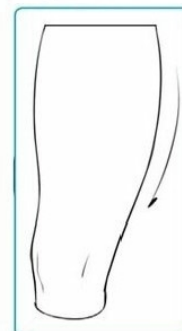
Less fat (models, physical education, etc.)



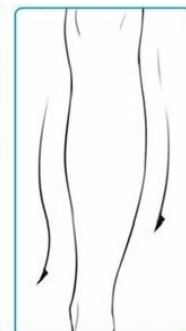
Line of foot

Pay attention not only to the thickness but also to the degree of bending. O-Legs can emphasize femininity and youthfulness.

Thigh



Knee



Face balance and how to draw the main parts

Balance is important to achieve the same face

When drawing something with a story, such as cartoons, it is unnatural that the character's face does not look like the same person from any angle. Until you get used to it, take a look at the midline and horizon, and keep the balance of the position and size of the main parts such as the eyebrows, eyes, nose, and mouth, and add facial expressions.

Eyebrow

While keeping the size of the eyebrows themselves, the balance of the height and width of the eyes, you can shift the position or change the shape according to the expression you want to draw, such as emotions and emotions.

Nose

In genres such as manga and anime, it is common to simplify the shape of the nose without creating a realistic nose shape in many cases. However, in a profile drawing scene, you need to properly outline the nose

Realistic



Anime



Midline

The center line of the face that passes through the center of the eyebrows, nose, and mouth

Hair

Determine the amount of hair and hairstyle on the entire face and change it according to the angle and the scene

Horizon line

A line that divides the face and divides the center of the eye.

Eye

The eyes are located on the line that bisects the face. Since the size and shape of the eyes change depending on the genre to draw, first determine the basic eye shape and change it according to the situation of each scene.

Ear

The top of the ear is almost the same as the line of the outer corner of the eye. Since the shape of the ear itself does not change, draw while paying attention to the difference in appearance depending on the angle

Mouth

The size and shape of the mouth greatly change depending on the scene such as conversation or meal. Change according to the scene while considering the position and size of the whole face and the distance to the nose

one point

Understand the details of the eyes and draw according to the character

- There are differences in the size and shape of the eyes for each character, but the basic elements are the same. After understanding the parts that make up the eyes, let's finish the eyes to suit your character.
- Also, compared to the real type, the animation type tends to be simplified.

Eyelashes

In cartoons, it is rare to draw one by one, and it seems that you often draw several at the corners of the eyes and simplify the upper eyelid with thick lines.

Upper eyelid

Eye corner

Pupil

The black sphere in the center of the iris

Eye

It may not be drawn properly in cartoons

Iris

Outer part of black eye



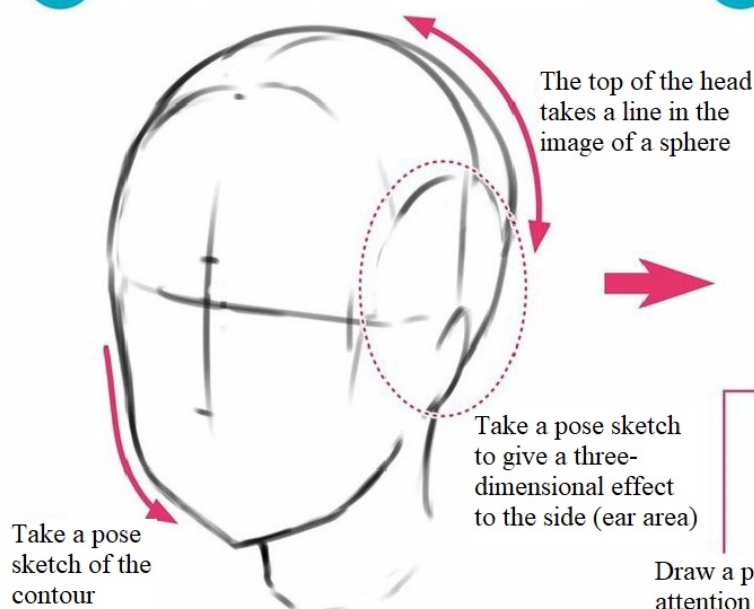
By making your eyes bigger and rounder, you can create a cute and young image based on the size of your face.

The process of drawing a face

When drawing a character, it is important to draw the position and size of each part according to the character's image. If you want a more sexy look, remove the bulge on your cheeks and sharpen your head. In addition, by making your eyes open and long, you will become a sexy adult woman.

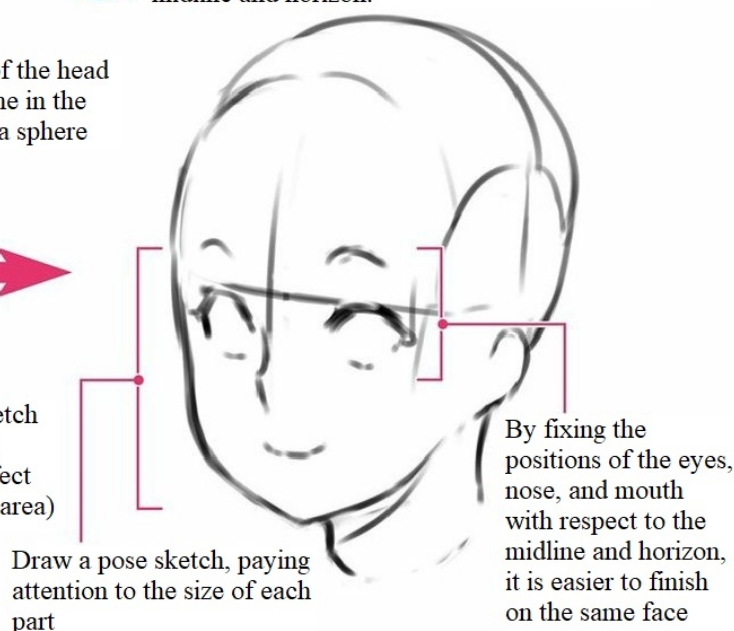
1

Take a pose sketch of the contour and the midline / horizontal line.



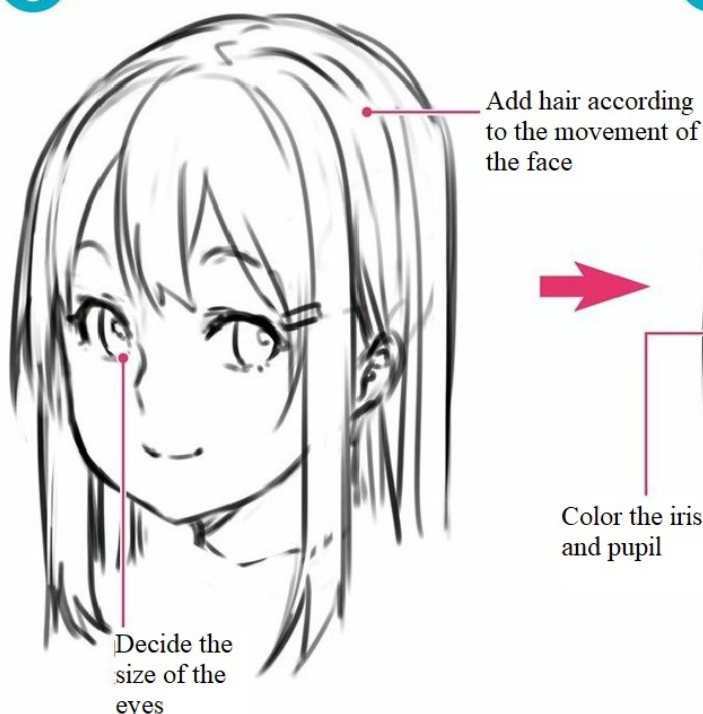
2

Determine the size and size of the eyebrows, eyes, nose, and mouth according to the midline and horizon.



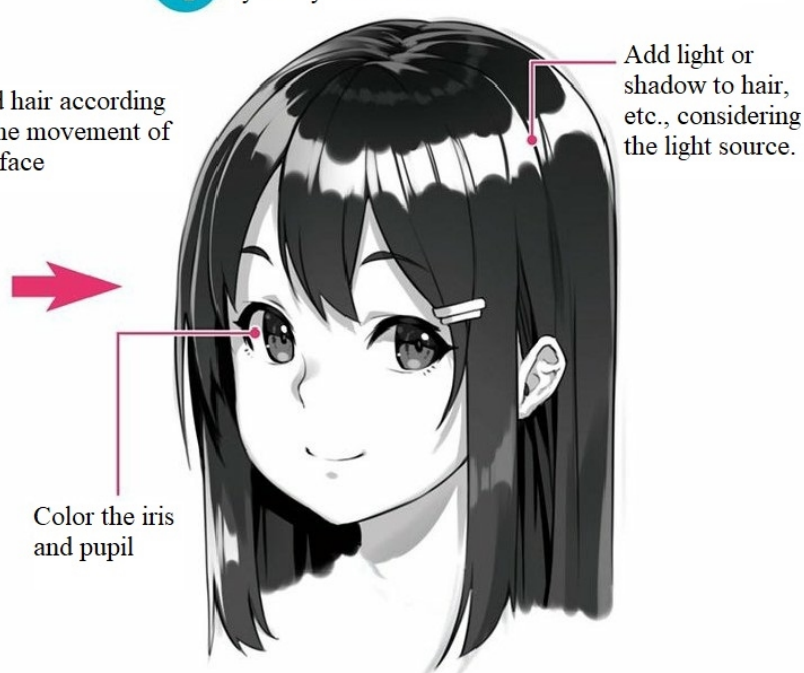
3

I will add details such as hair and eyes.



4

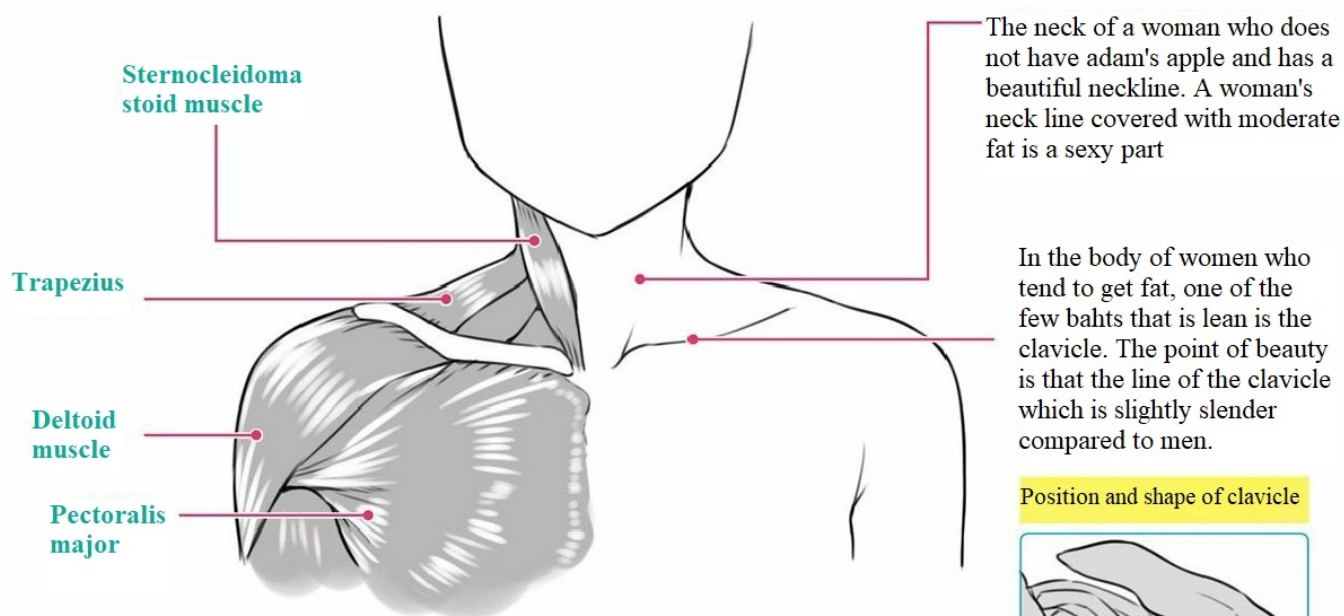
Finish by drawing details such as the color of your eyes and hair.



How to draw around the neck and clavicle

Attractively draw the clavicle line from the neck

This is because many people feel femininity from the delicate neck to the clavicle line, unlike the muscular and rugged neck of men. In other words, the point is to depict a feminine line from the neck to the clavicle.



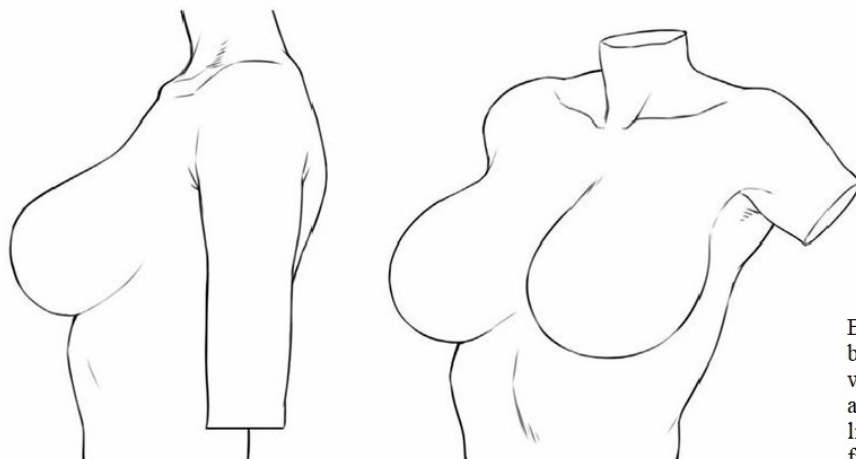
Position and shape of clavicle



The clavicle is a rod-shaped bone that is 13 to 14 cm horizontally positioned so as to connect the sternum and the scapula, and has a slightly S-shaped curve.

Female neck and clavicle viewed from different angles

Although it is a woman's neck that is difficult to express from the front, a clearer depiction is possible when viewed from the side or diagonal.

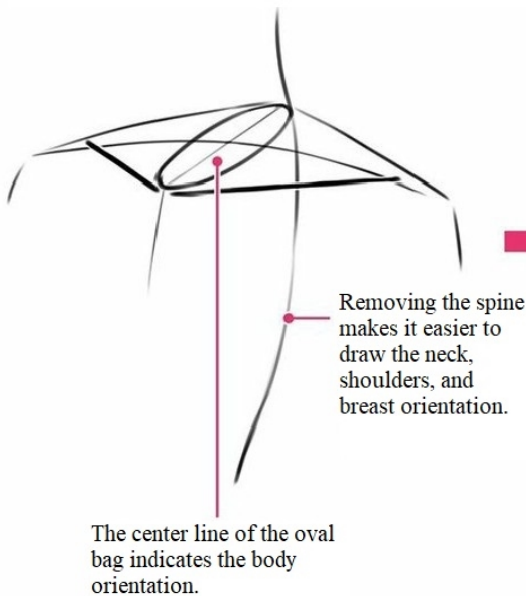


Beautiful feminine lines of the neck and bones and breasts. It seems that many women, such as women in dresses, have a sense of sex with a hidden breast on the line of the neck and clavicle exposed from clothes.

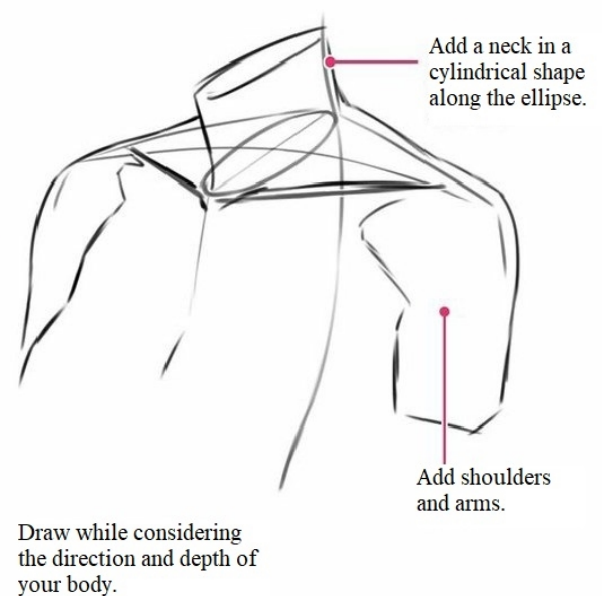
The process of drawing the neck and clavicle

It is an important part of expressing femininity, but it is important to draw a line that matches your body shape, without over-emphasizing the neck and clavicle lines.

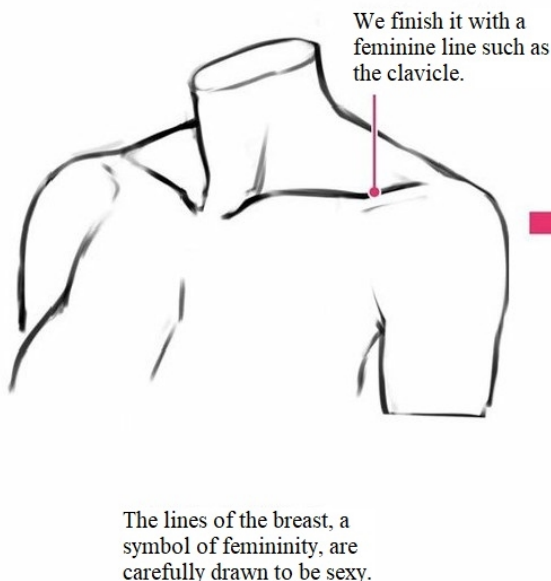
- 1** According to the angle you draw, take the centerline and width of your body, the thickness of your neck (elliptical shape), and the clavicle line.



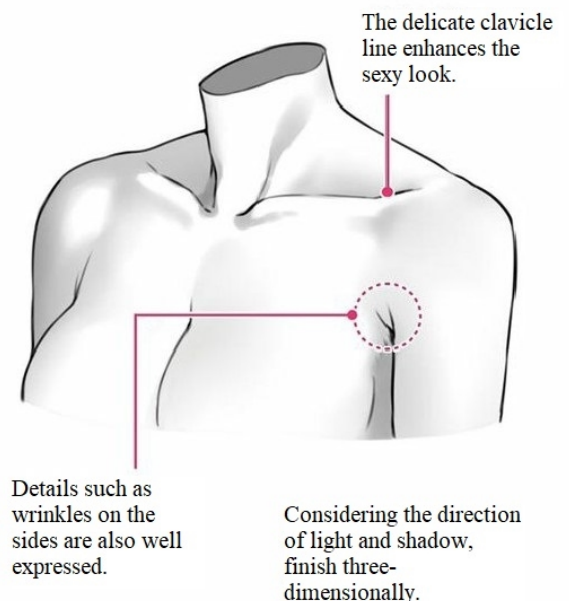
- 2** In line with the pose sketch, I will make the lines around the neck, shoulders, and chest three-dimensional.



- 3** Narrowing to draw the respective parts, I will put out a feminine line.



- 4** We will add shadows to enhance the reality and finish.



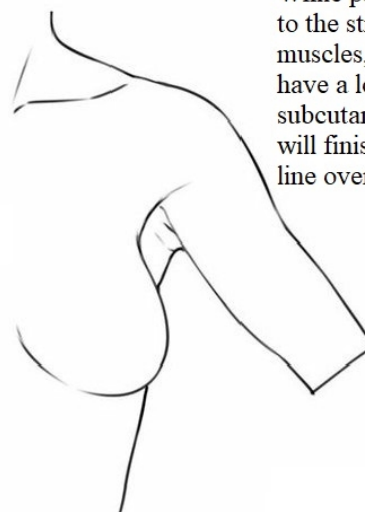
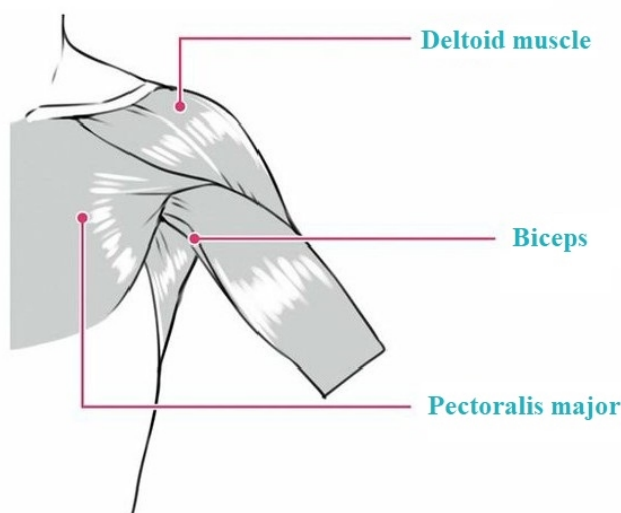
How to draw around the armpit

Beautiful breast and side lines

The armpit is also known as a sexy part, and the depiction of the armpit can bring out the feminine charm. The point when drawing is how to physically describe the line connecting to the breast.

Muscle structure around the armpit

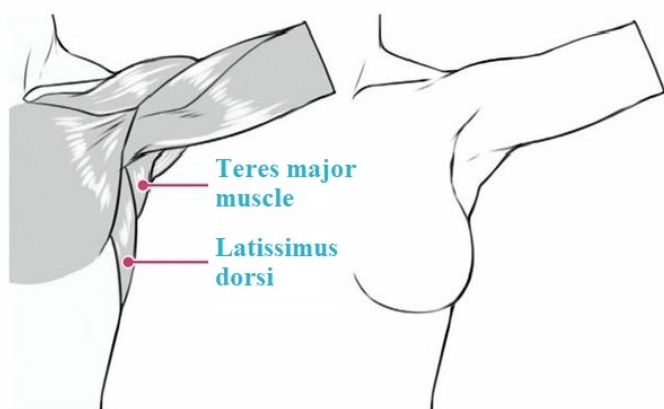
By drawing the structure of the muscles connecting the shoulders to the arms and the lines, you can draw a natural side.



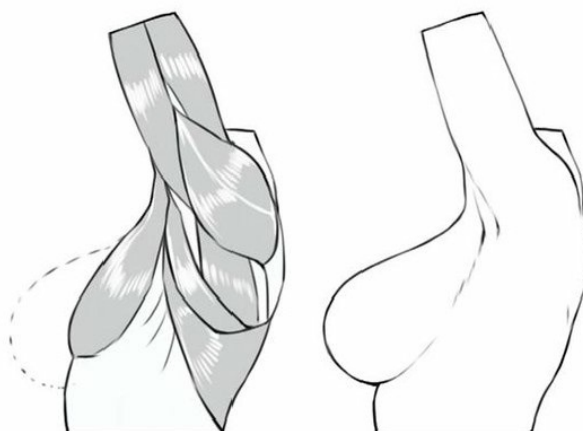
While paying attention to the structure of muscles, since women have a lot of subcutaneous fat, we will finish it to a soft line overall.

Movement of the muscles around the armpit when raising the arm

In the case of men, such as the deltoid muscle, the swelling of the muscles can be clearly seen, but in the case of women, drawing too sharply gives a rugged impression.



From the front, you can get the reality by just drawing a little line between the great orbicularis muscle and the latissimus dorsi muscle.



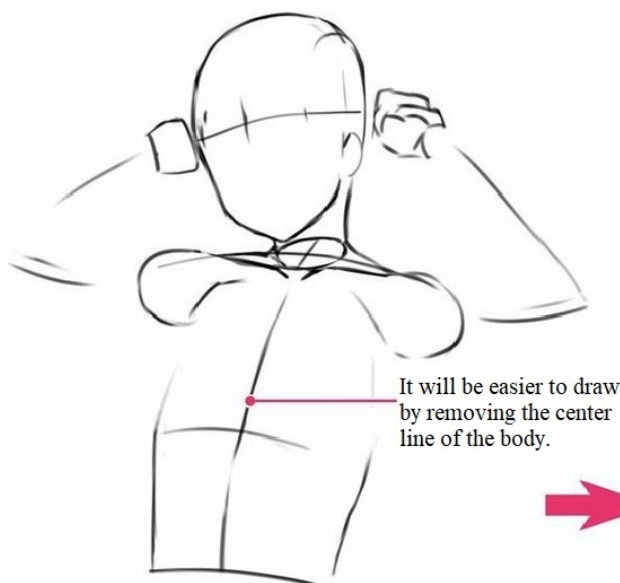
From the side, by drawing the line between the side and the breast, a soft image of the breast is emphasized.

The process of drawing aside

The trick is not to be noticeable in the finish while being aware of the complicated muscles around the shoulder. By properly expressing the line with the almost fat breast and the fat roundness inside the arm that is easy for women to attach, you can give a sexy and slightly naughty impression.

1

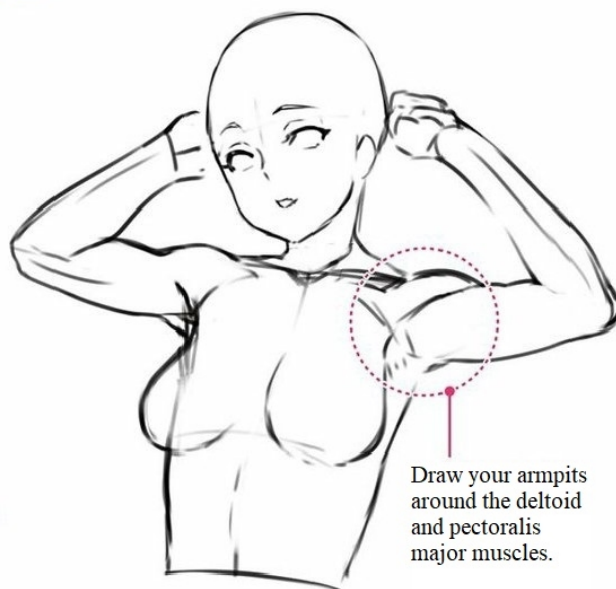
Roughly take a pose sketch from the head to the trunk and mark the positions of the neck, clavicle, and the base of the arm.



Consider the ratio of head to body and take a good balance.

2

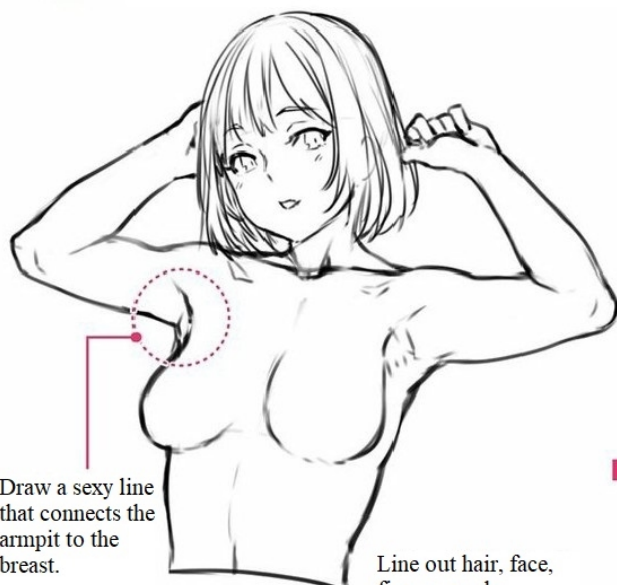
Add flesh along the line and draw the breast.



Add face parts, arms, shoulders, chest, etc.

3

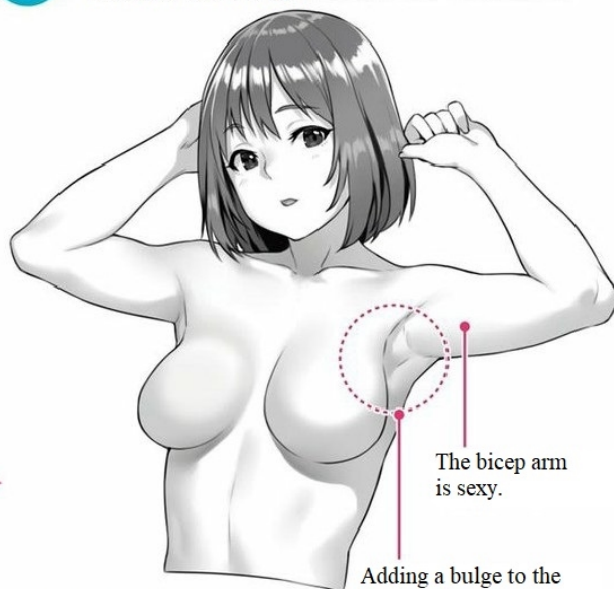
While paying attention to the feminine body line, we will show each baht line.



Line out hair, face, fingers, neck, clavicle, etc.

4

Considering how the fat on the breast, upper arm, and abdomen is attached, add shadows to enhance the reality.



The breast is rounded with light and shadow.

Adding a bulge to the side depression creates a sexy look.

CHAPTER
②
Lesson
2

Let's draw the upper body of a woman well

When expressing a woman as a picture, the breast is what expresses femininity. Even if you are wearing clothes, you can express its attractiveness with silhouettes and valleys, and you can indicate age by the situation of breast growth and decline.

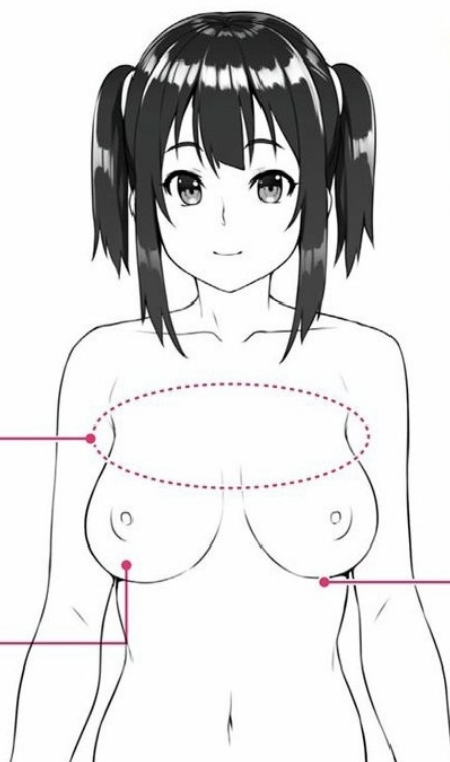
Learn the basics of breasts and their changes

From top at the second rib the breast starts to swollen

Depending on the type of breast and individual differences, the way the breast bulges and the position of the nipple top varies. Generally, the breast is swollen from the 2nd rib to the 6th rib and appears to be slightly sagging. The nipple looks natural when drawn on the tip of the breast.

Because the breast are flat until second rib, they begins to bulge from there. The size of the breast change the look of them and also the position of the nipples. So that the whole breast looks drooping when gets bigger.

The breast is bulging slightly outward, the position of the nipple is also located slightly outside.



Front

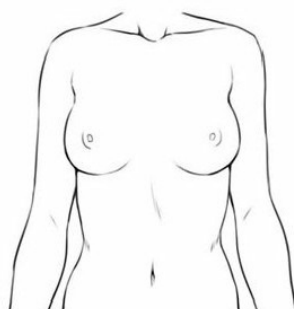
The shape and size of the breast and the position of them is seen in the left-right symmetry.

Draw an underboob on a sphere to make it look like a tight breast.

Changing of breast by age change

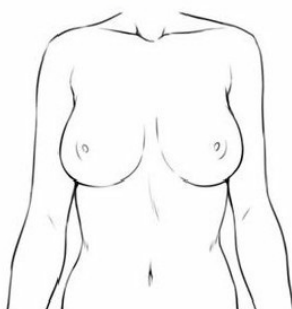
Generally, at adolescence (around 12 to 14 years old), the breast begins to swell, elasticity disappears in the middle of thirties and breasts begin to sag and the positions of the nipple and breast are lowered.

Age 10



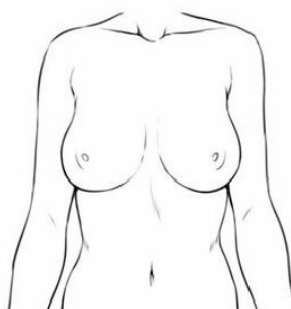
It is a little small when the breast starts to swell. The nipple position looks high.

Age 20



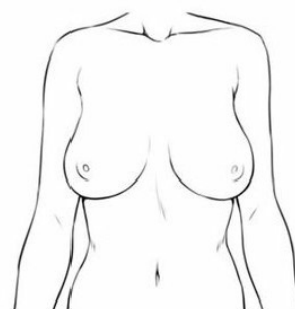
The breast is maturing, it has tension and gloss, and the underboob looks like a beautiful circle.

Age 30



Fat on the upper part of the breast begins to decrease, and gloss and tension decrease. The nipple is going down.

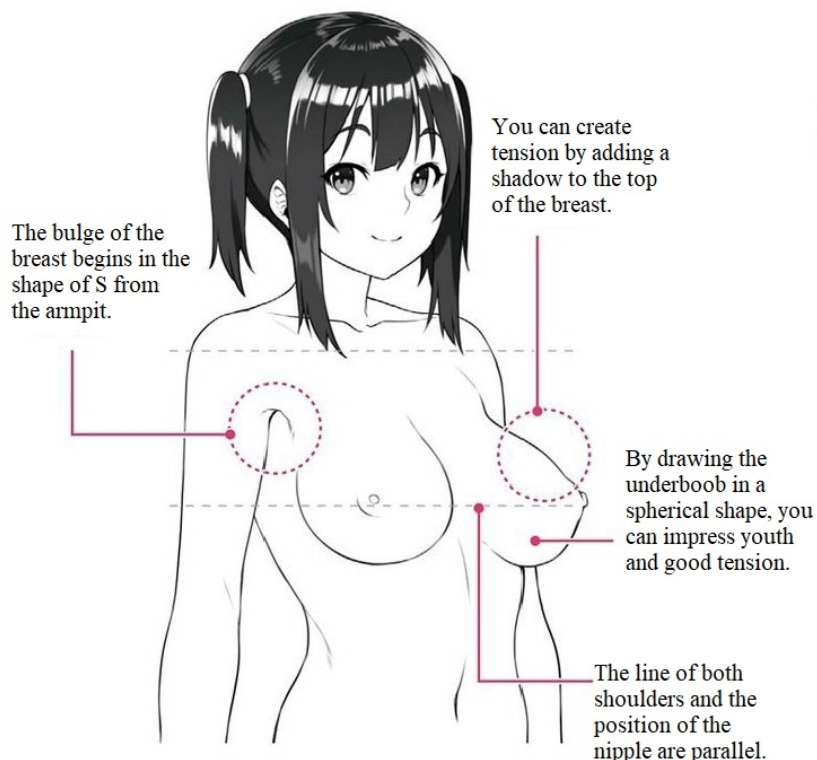
Age 40



The aging of the muscles of the upper breast and the fatty tissue of the breast progresses, and the weight is noticeable.

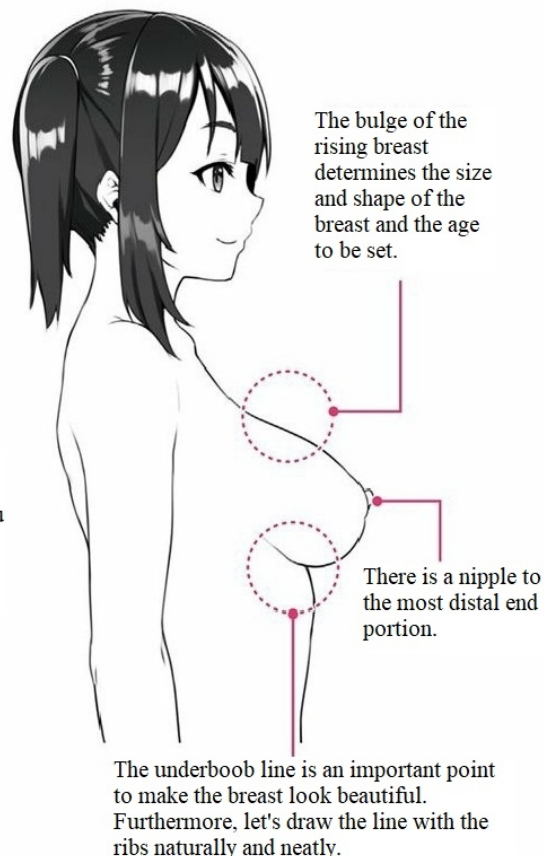
Diagonal

This is the angle at which the breast looks most beautiful, but the shape of the left and right breasts and the orientation of the nipples are different, making it difficult to describe.



Side

It is a side view that it is difficult to express unexpectedly, such as how the breast bulges from the upper part of the breast and the line between the breast and ribs.



Types of breast shapes

Breasts are roughly divided into 6 types according to their size and shape. Among them, the most common type of Japanese woman is said to be the bowl type.



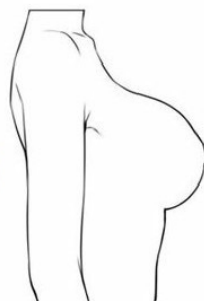
Dish type

The height difference between the top and the bottom of the breast is small. It is called the dish type because it looks like a dish on the chest.



Bowl type

Shaped like a chest covered with a bowl. It is said to have the most bulge and is beautiful, and is said to be the most common among Japanese women.



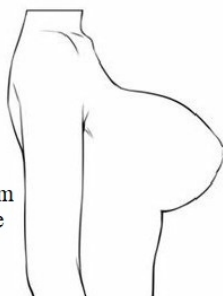
Hemispherical

There is a bulge evenly on the whole, when splitting a softball in half you get the unique shape. It is firm and taut, and is often seen in Westerners.



Triangular

A type that has a triangular shape with the breast curving upward from the upper part of the chest to the nipple. More common in Westerners.



Conical

A beautiful breast in the shape of a cone that protrudes further forward than the hemispherical shape. When the tension is lost, the drips are noticeable.



Bell-shaped

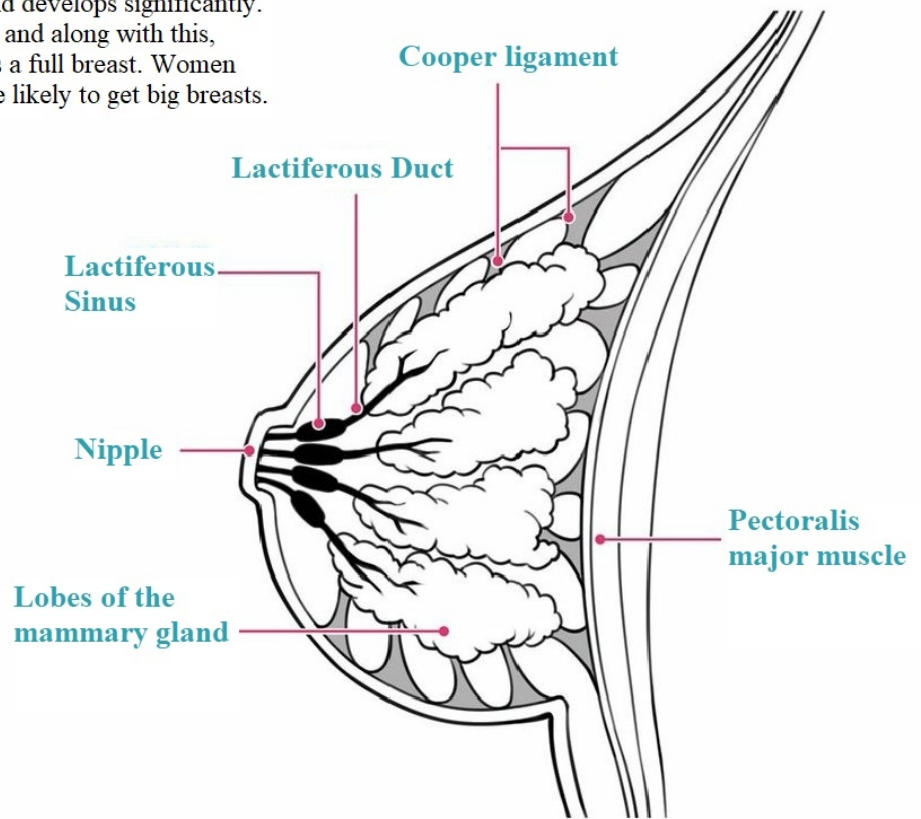
Bell shaped or underboob type. The nipple is upward, the height difference between the top and the under is large, and it has a sexy shape.

Let's know the difference between breast structure and shape

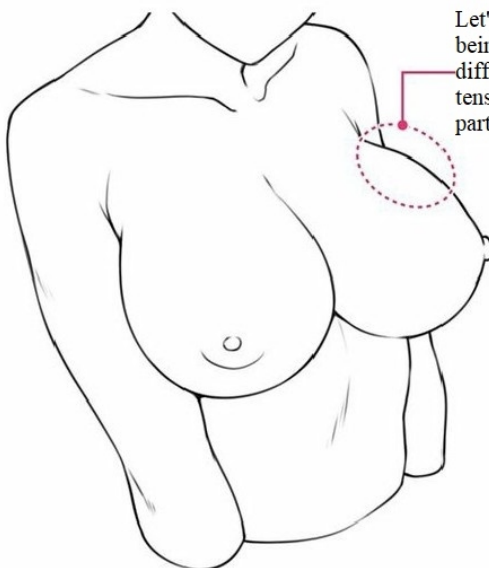
After puberty, the secretion of female hormones makes it easier for the breast to become fat and develops significantly. The mammary gland tissue develops, and along with this, subcutaneous fat increases and forms a full breast. Women with many mammary glands are more likely to get big breasts.

Breast structure

The breast is made up of 10% mammary gland tissue and 90% adipose tissue. The mammary gland acts as a beam that forms the breast, and the larger the mammary gland, the larger the breast tends to become. The heavy breasts are supported by the medial pectoralis major muscles, which can become unsupportable when the pectoralis major muscles begin to age and the breasts begin to sag.

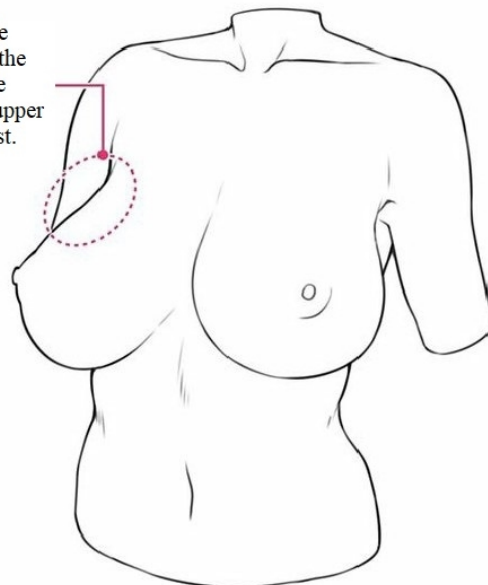


Mammary gland type



A large amount of mammary glands and a lot of them in the breast. The characteristic of the breast is that it is hard and does not drip. It looks like a hemisphere with breast augmentation, and is often seen in Westerners.

Fat type



Compared with mammary gland type, this type has a higher percentage of subcutaneous fat. Many people, including Japanese, oriental people, have a soft appearance and are beautiful, but they look crushed when lying on their backs.

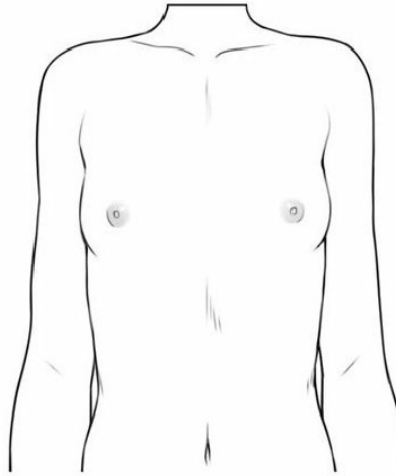
How to see and draw breasts by cup



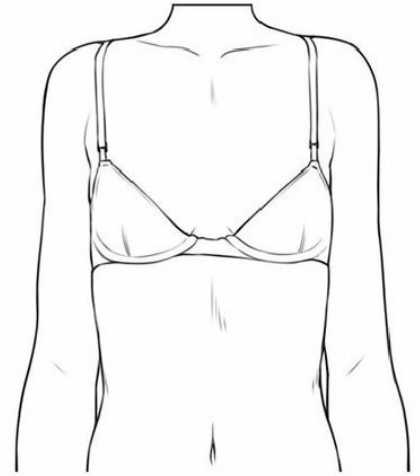
You can see a little bulge on the left and right of the chest of the clothes.

Neat and clean type of A cup

A category that does not have much chest bulge. The nipples and breast tissue are also small. It has a tendency to become a torso-shaped body with no growth. The feature is that the bulge of the breast is not noticeable even when wearing clothes.



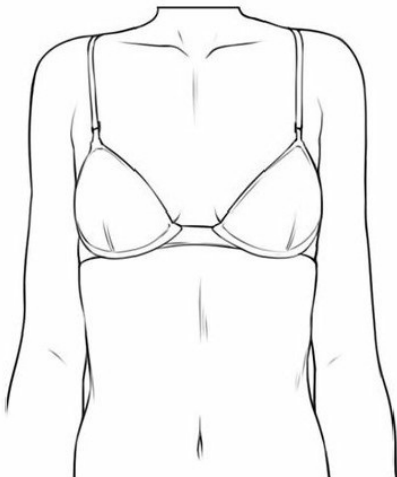
The bulge is on the left and right of the breast.



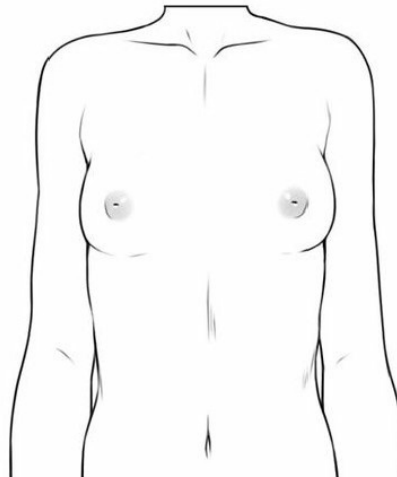
The brassiere does not have much bulge.

Slender B cup with little bulge

With the clothes on, the bulge can be confirmed. Many people seem to have developing nipples and breast tissue. The bulge of the chest looks like an arc when viewed from above. Like the A cup, it seems to be common among slender girls.



A clear bulge in the lower part of the brassiere.



There are bulges on the sides and underside of the breast.



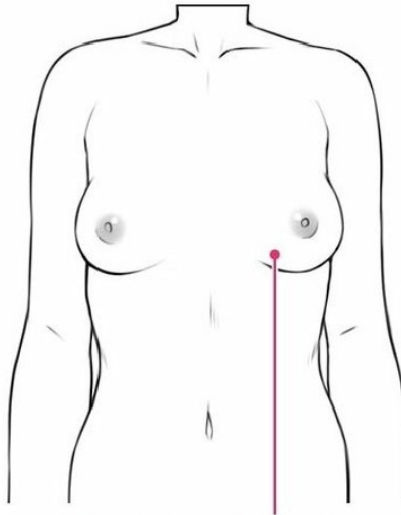
You can see the underboob line in your clothes.

The most popular among Japanese is C cup

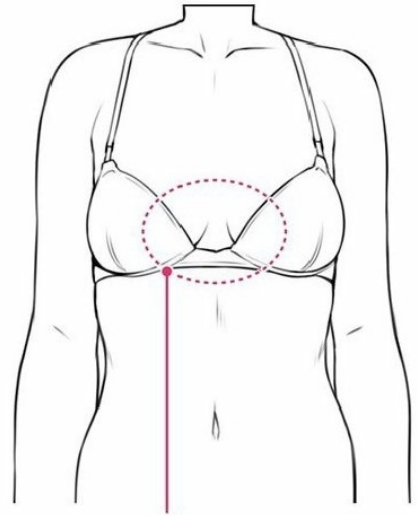
The size of the brassiere that is most common among Japanese women in their 20s and 30s (32.6% at the age of 25 to 29, according to 2014 Triumph). You can recognize the bulge of the breast on the clothes.



When you wear fitted clothes, the bulge of your breasts is clear.



It is an image that there is still room for growth just before ripeness.

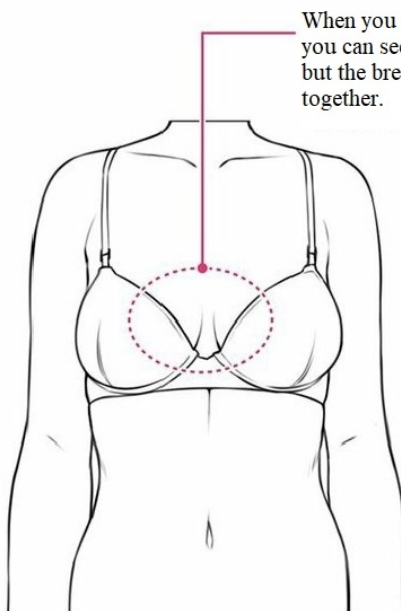


You can see the valley between the breast when you wear a brassiere.

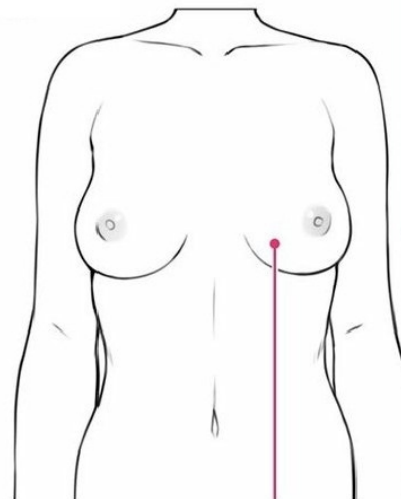
The ideal D cup for both men and women

The D-cup is "just in the hand of an adult" and weighs about as much as grapefruit. When you wear a brassiere, you can see a clear valley.

According to a survey conducted by Mynavi Woman (July 2015), the ideal for men was the D cup (31.4%), which ranked first. For women, the ideal for their 20s and 30s is the result of C-D cup (Wacoal research).



When you wear a brassiere, you can see a clear valley, but the breasts don't stick together.



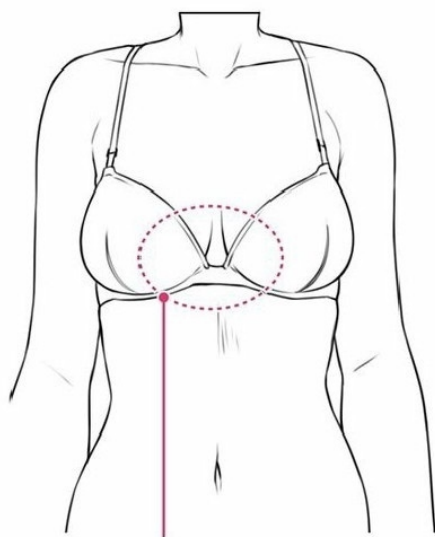
It is an ideal breast, not too large.



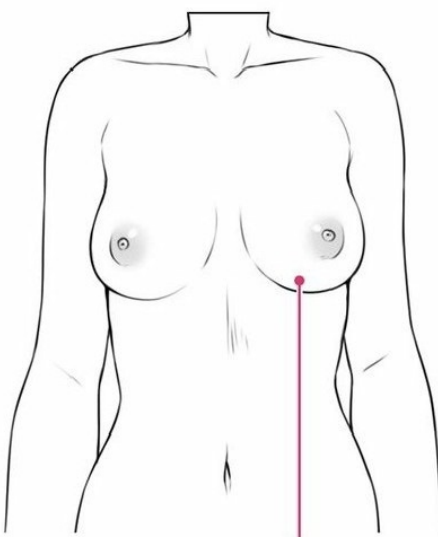
Even if you wear clothes, you can clearly see the presence of your chest.

Big E cup to feel the line of sight to the chest

It is the E-cup that gives you a sense of volume when you wear clothes. Characters such as cartoons are divided into a self-confident type that emphasizes the breast line and a shy type that wears large clothes and hides big breasts.



The underboob has developed and it appears to slightly lower the under part of the bra.



The linen inside the breast is also sharp.



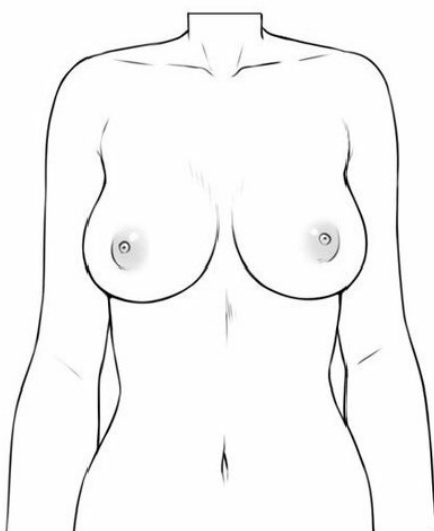
You can see a bulge with a strong presence on the clothes.

An F cup that emphasizes sexyness

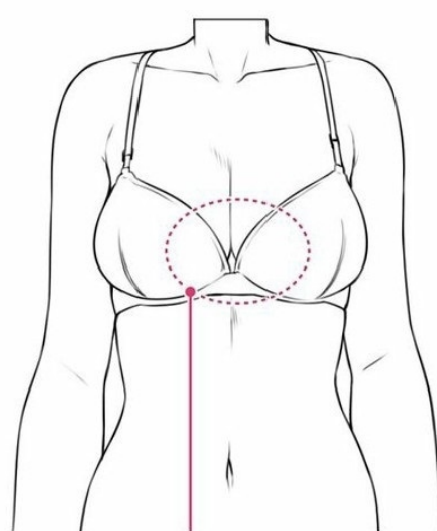
Sexy is easy to express, but the breasts tend to be too big for the body, which makes it difficult to draw the whole body in a well-balanced manner. If you want to emphasize the size, use light and shadow to express the size and tension.



If you draw your breast too large, your body will look unbalanced, so it's a good idea to use light and shadows to express the size.



The underboob line is taken in a circular shape to express roundness.

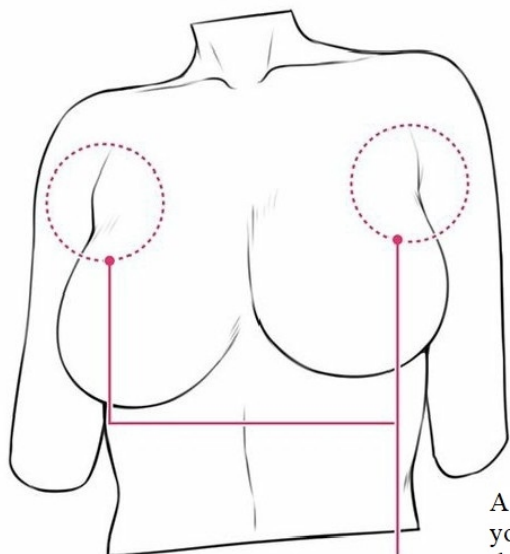


When you wear a brassiere, the insides of the left and right breasts are brought together and stick together, creating vertical lines.

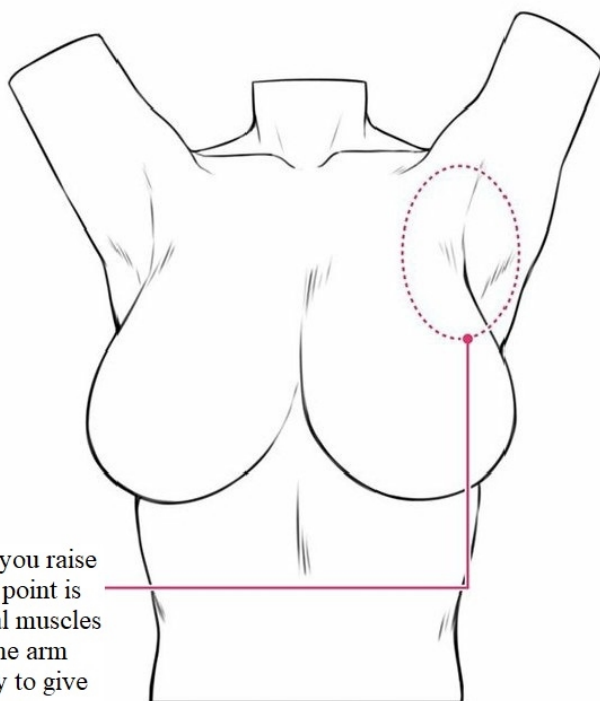
How to draw a breast from different angles

Breast expression seen from the front

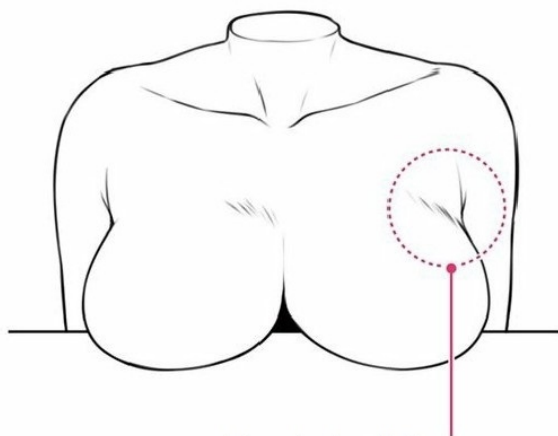
One of the most effective ways to express femininity and sexy is to depict the breast. First, let's take a look at the characteristics of the breast seen from the front. This is the most basic angle, but instead of drawing in the same shape on the left and right, you can add a slight amount of light and shadow to create a realistic and sexy impression.



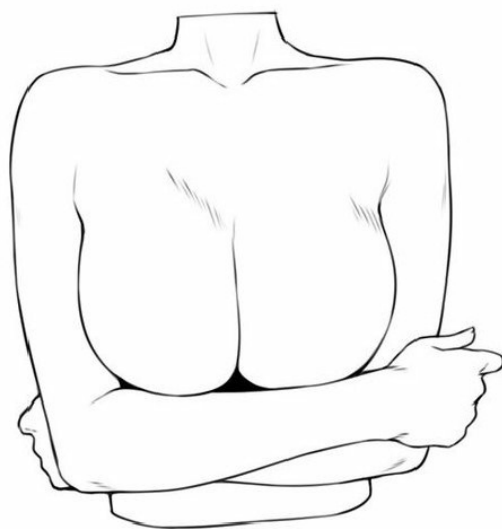
The curve that extends from the armpit to the breast is an important point. When drawing a plump breast, it is required to draw with tension on the chest muscles that support it.



A scene where you raise your arms. The point is that the pectoral muscles on the side of the arm are drawn fluffy to give a sensual and sexy impression.



Breast on a table. It looks a little crushed, but you can finish it with a tight breast by rounding the base of the breast around both sides.

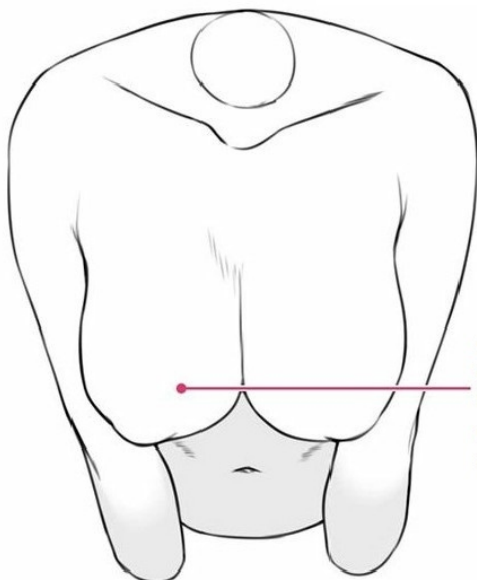
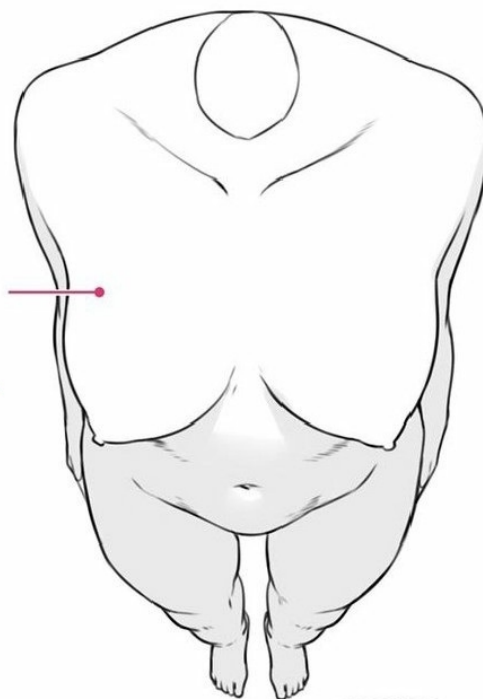


In an arm-folding scene, a woman with large breasts will have her arms folded under her chest.

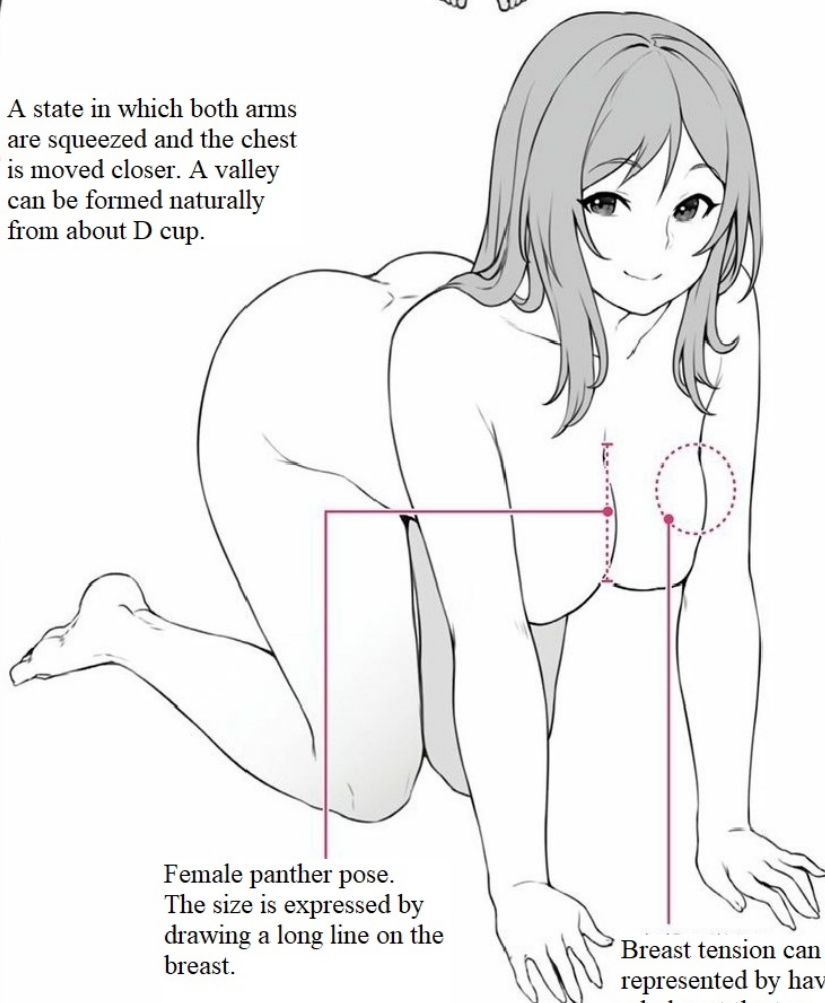
Breast expression seen from above

From a bird's eye view, the shape of the breast may look different due to differences in cups and individual differences. The point in drawing is the direction of the breast. Generally, the udder is facing slightly outward, and the nipple is also facing outward accordingly.

Development developing breast.
There is no subcutaneous fat, and
the area around the nipple looks
sharp. It will look natural if you
draw it with a more rounded shape
to match the size of the breast.



A state in which both arms
are squeezed and the chest
is moved closer. A valley
can be formed naturally
from about D cup.



one point

Make a triangle to draw
the position of the nipple



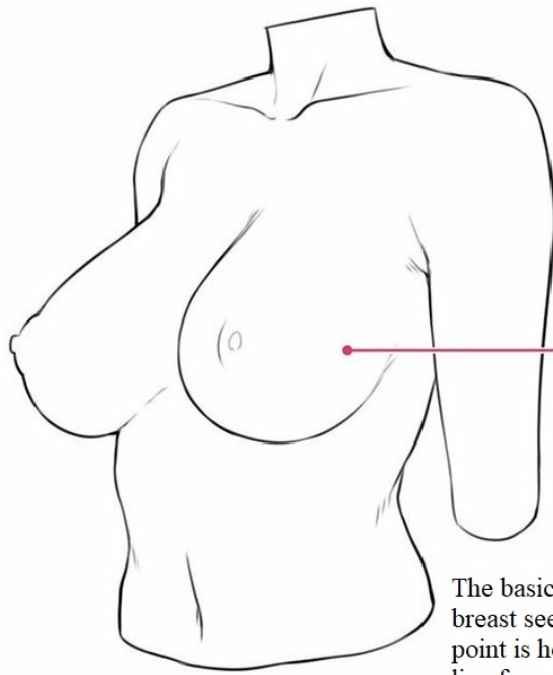
The nipple is usually located at the corner
of the isosceles triangle that connects the
center of the neck and the nipples.
However, the balance is lost in situations
where there is movement such as running.

Female panther pose.
The size is expressed by
drawing a long line on the
breast.

Breast tension can be
represented by having
a bulge at the top.

Expression of the breast seen from the side

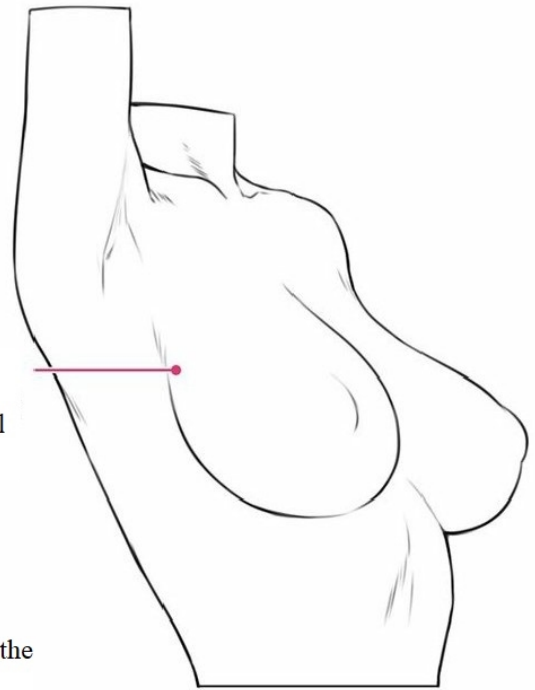
The most sexy lines, such as the underboob that stretches gently from the chest to the nipple and makes you feel tight, the breast seen from the side is easy to impress femininity. The point is how to describe the softness and tension of the breast with lines.



Be careful as the arm will be lifted and the breast will be pulled up.

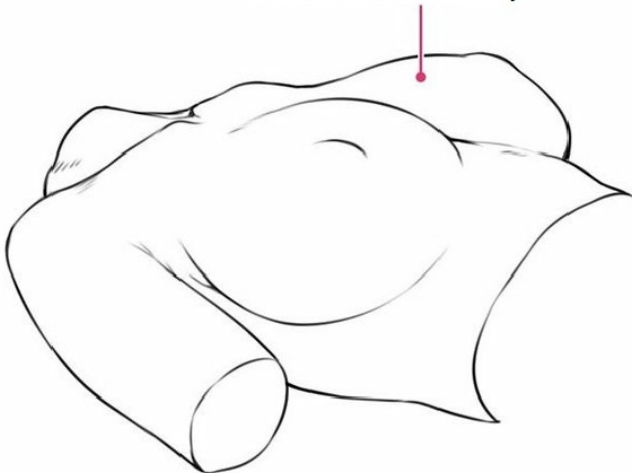
Draw one half of the front breast in a semicircular shape.

The basic angle of the beautiful breast seen from the side. The point is how to draw a smooth line from the top of the breast that begins to swell to the nipple and the roundness with tension from the nipple to the underside.

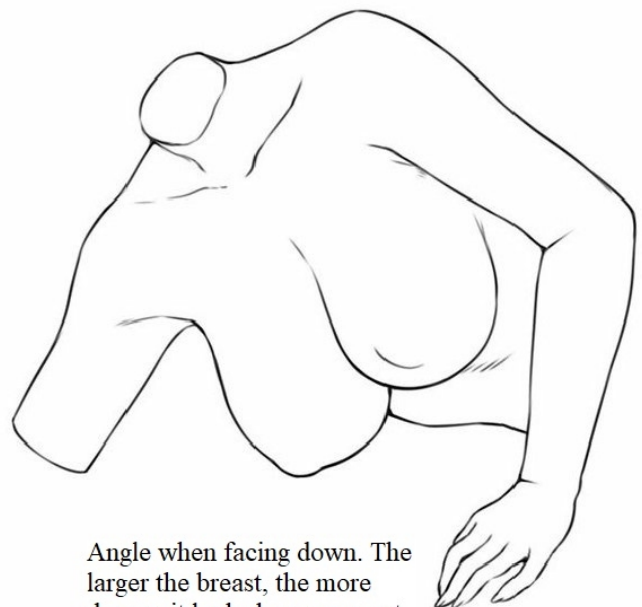


The breast line from the side when you raise one hand is a more sexy angle. It is more realistic to draw a well-balanced pattern of the depressions on the sides, the muscles of the pectoralis major muscles that connect the armpits to the breast, and the swelling of the subcutaneous fat in the breast.

Draw it with a soft slime-like breast on a hard body.



Breast from the side when lying on its back. It will be crushed like a slime. Also, since the breast itself is generally facing outward, it will hang sideways even when lying on its back.



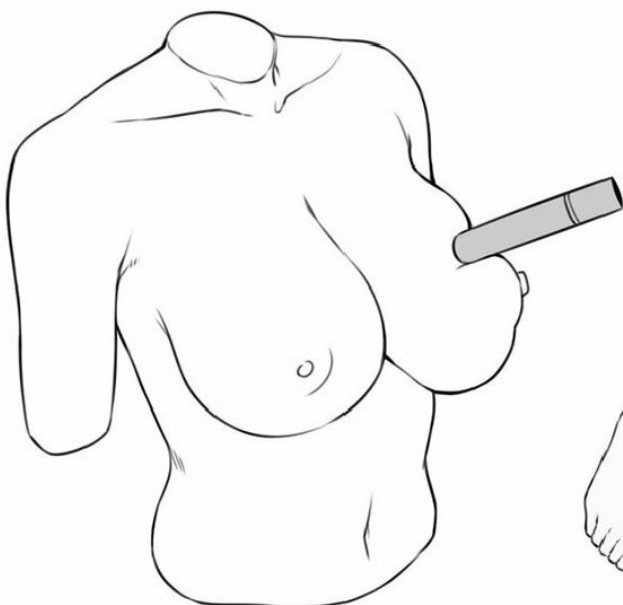
Angle when facing down. The larger the breast, the more droopy it looks because most of it is subcutaneous fat.

A moving breast expression

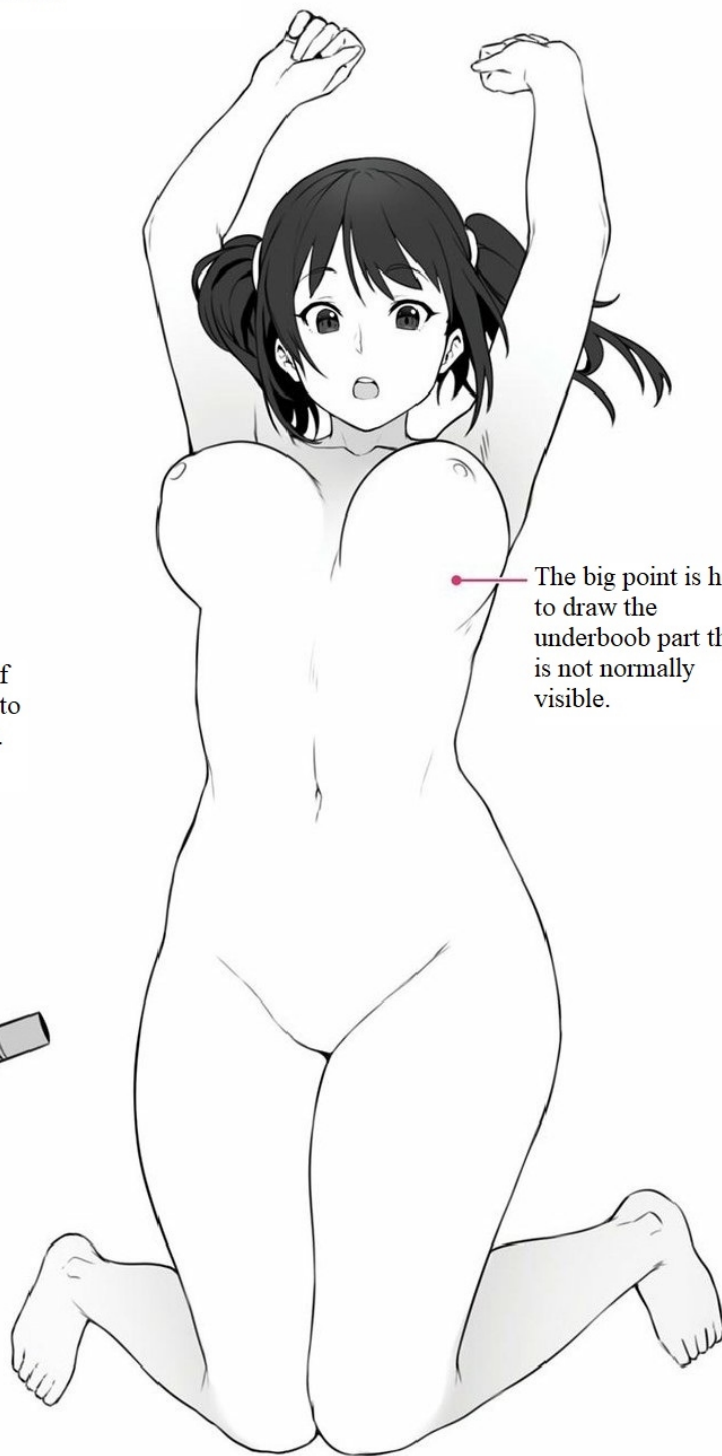
The breasts also show different facial expressions as they bounce, twist, or be crushed. In cartoons, etc., a moving cut is required, so it is necessary to draw in consideration of the shape of the breast for that movement.



This is the movement of the breast when it is rubbed. If the force of the entire rubbing hand goes from bottom to top, the breast will also be shaped to collapse upwards.



The shape of the breast when pressed with a thin object. The way the meat bounces differs depending on the force with which it is pushed in. The stronger the force, the greater the bulge of the meat on the side. Even if you are wearing a brassiere, draw it so that it has a slight bulge along the line of the string.



The big point is how to draw the underboob part that is not normally visible.

When you run or jump, your breasts may also bounce or be brought down. Since the breast hangs upward and downward due to gravity, you can express the movement of the whole body just by drawing the breast that is bouncing up.

Master how to draw around the waist

Pursuit of femininity around the waist

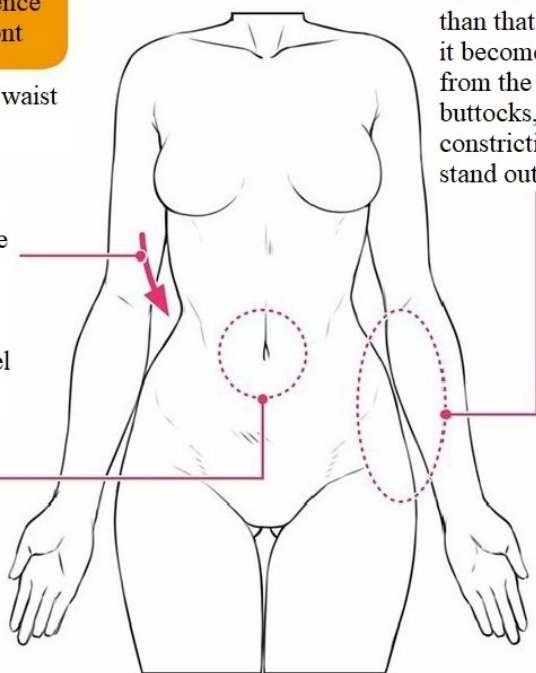
The two main points of femininity are the breast and buttocks, but the body that connects them is required to have good drawing power. There are movements such as bending down, stretching, and twisting, and the expressions of muscles and fats change accordingly.

Waist circumference seen from the front

Pay attention to the waist and waist area.

The ribs that start below the clavicle are smaller from under the breast, so the waist is also tapered to the top of the navel to match.

Women tend to get subcutaneous fat around their navel, and it is not uncommon for people to see the navel shape vertically.

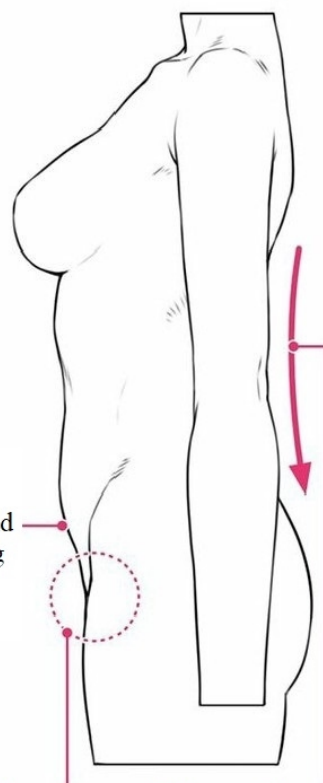


The pelvis of women is rounder and wider than that of men, so it becomes thicker from the waist to the buttocks, and the constriction does not stand out

Waist circumference seen from the side

The waist is narrower than that of men, but the feature is that fat tends to adhere to the lower belly.

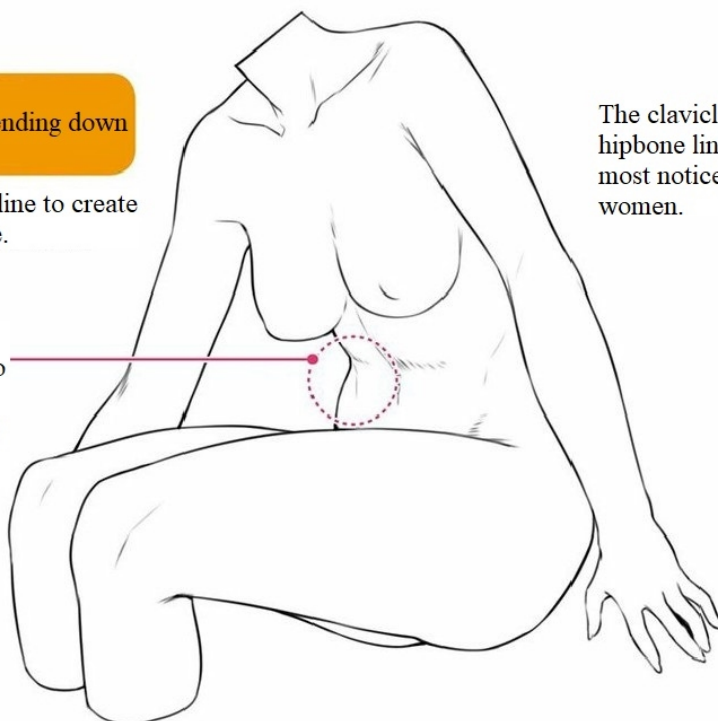
Fat tends to attach to the lower belly, and it looks bulging when viewed from the side.



Waistline when bending down

Draw a round belly line to create a feminine body line.

The straight waist from the underboob to the waist and the bulge on the belly are feminine points.

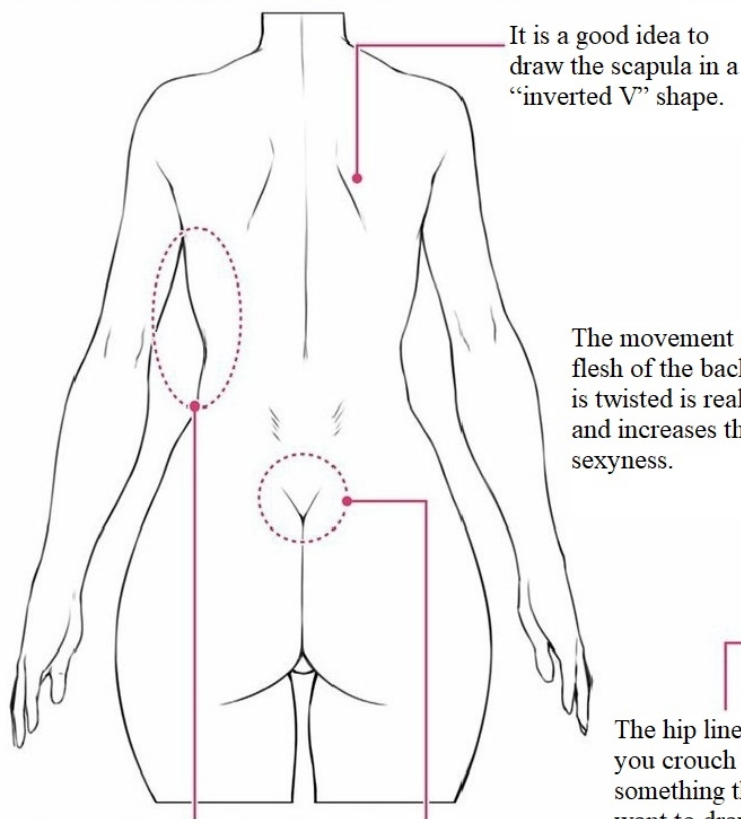


The clavicle and hipbone line are the most noticeable in women.

While men have a generally rounded shape, women have a narrow waist and large hips, so the circumference is warped.

Waist circumference seen from behind

Focusing on the fleshed buttocks with a strong presence, draw with consideration of the balance of the shoulder blades, spine lines, and waist constriction.

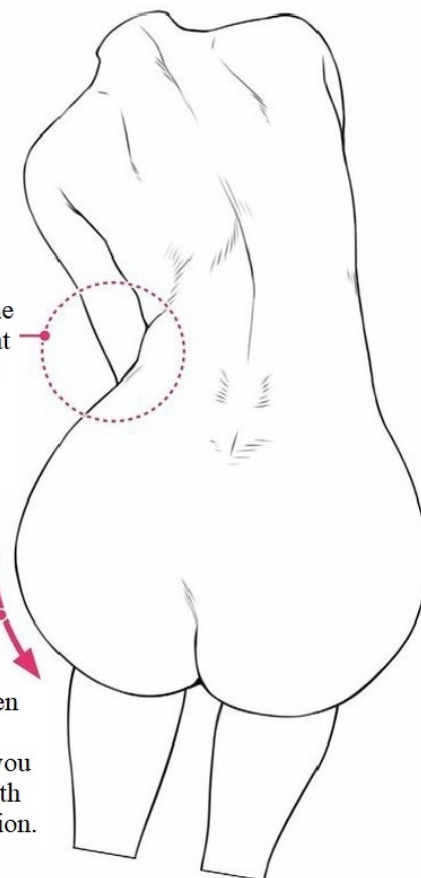


Similar to the waistline seen from the front, the gourd-shaped constriction is more feminine than males with a torso-like shape.

As the butt is overhanging, it gives birth and looks sexy.

Back view with a twist

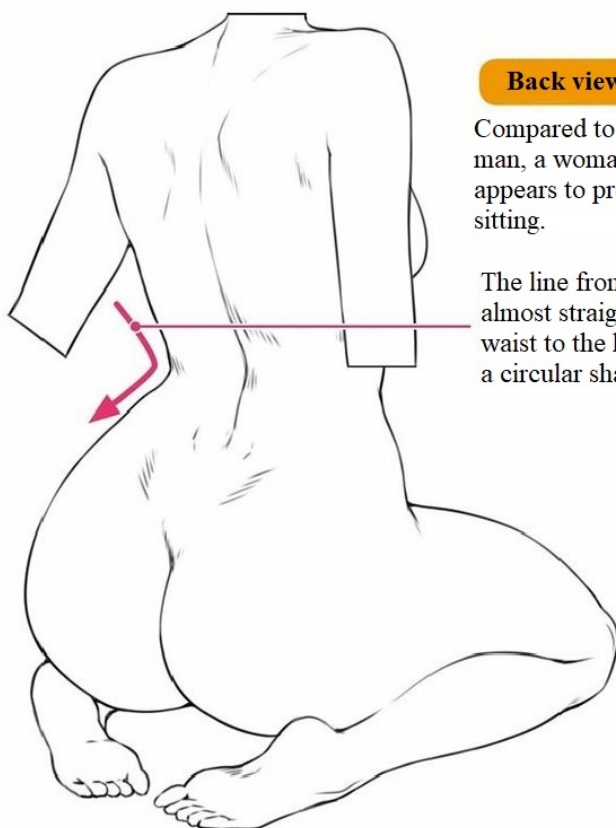
The back of a woman with a twist is very sexy. It is important to capture the spinal line that can be twisted and the movement of the muscles and fat on the left and right.



Back view of sitting woman

Compared to the straight back of a man, a woman with a larger butt appears to project backwards when sitting.

The line from the back to the waist is almost straight, and the line from the waist to the hips is curved while drawing a circular shape to create a sexy hip line.



one point

Let's draw a hip line that suits the character

The hips are a symbol of femininity and sexiness, but it is important to set a hip line that matches the character's age and personality. It is important not to overemphasize the size of the hips if you are an elementary school student or younger, and if you are adolescent or model figure, you should not emphasize too much.

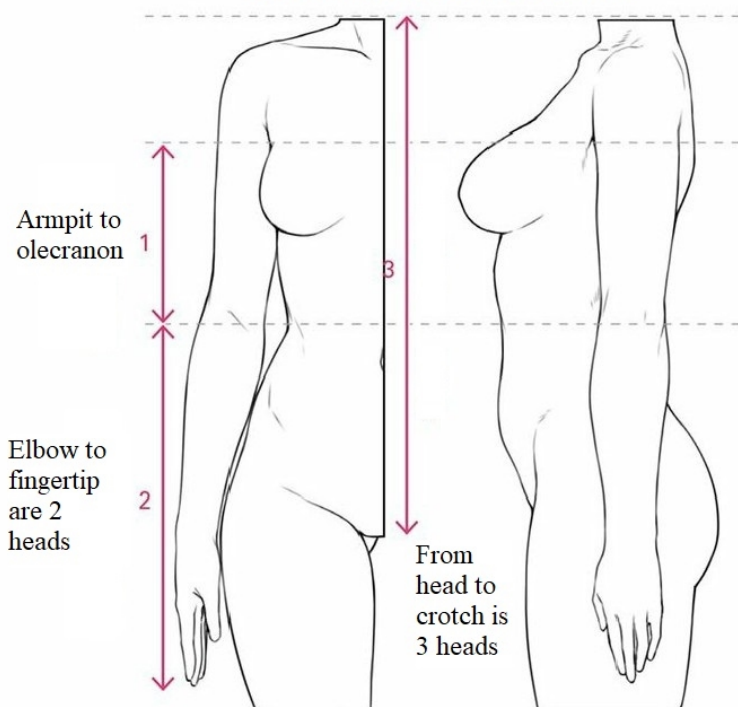
Learn the structure of arms and hands

Armpit to elbow: Learn from elbow to fingertip = 1: 2

If you measure your lower arm (from your shoulders to your elbows) from under your arm, its length is about the same as your head (from your head to your head). Also, the length from the elbow to the fingertip is about twice these. The length from the lower to the crotch is about 3 times that of the head, so by remembering these ratios, you can easily draw a rough upper body rough.

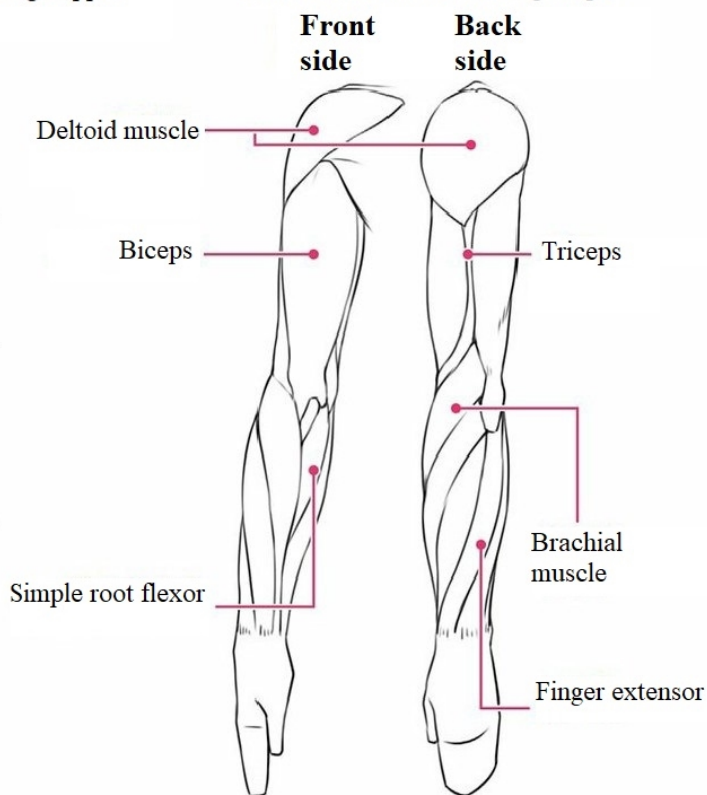
8 Ratio considered as head and body

From head to crotch is 3 heads, from elbow to fingertips is about 2 heads.



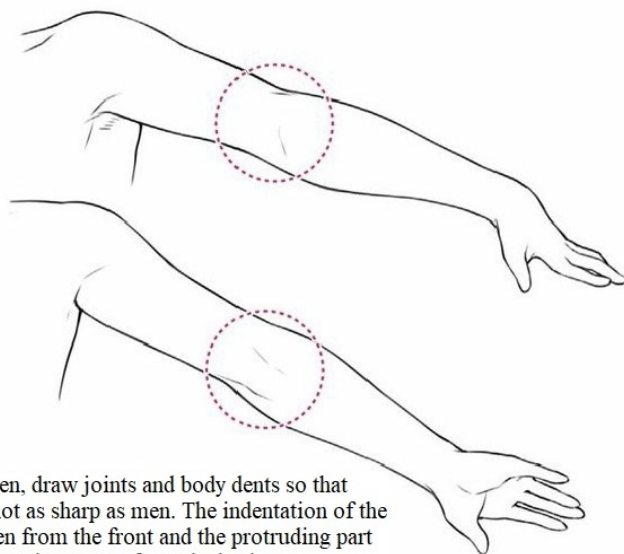
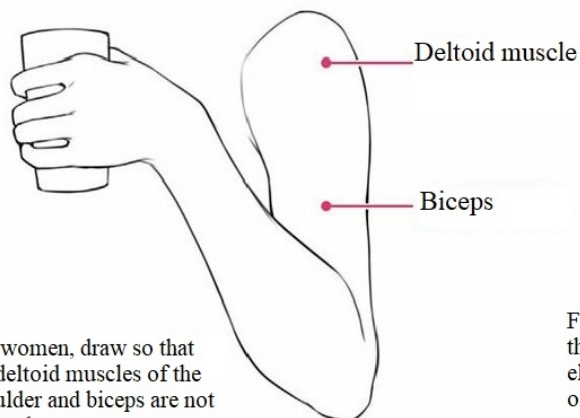
How to attach arm muscles

By remembering how to attach the arm muscles, you can logically depict the expansion and contraction of muscles due to movement and the resulting shape.



The shape of the arm as it bends and stretches

Remember what your arm muscles and fat look like when stretched or contracted.

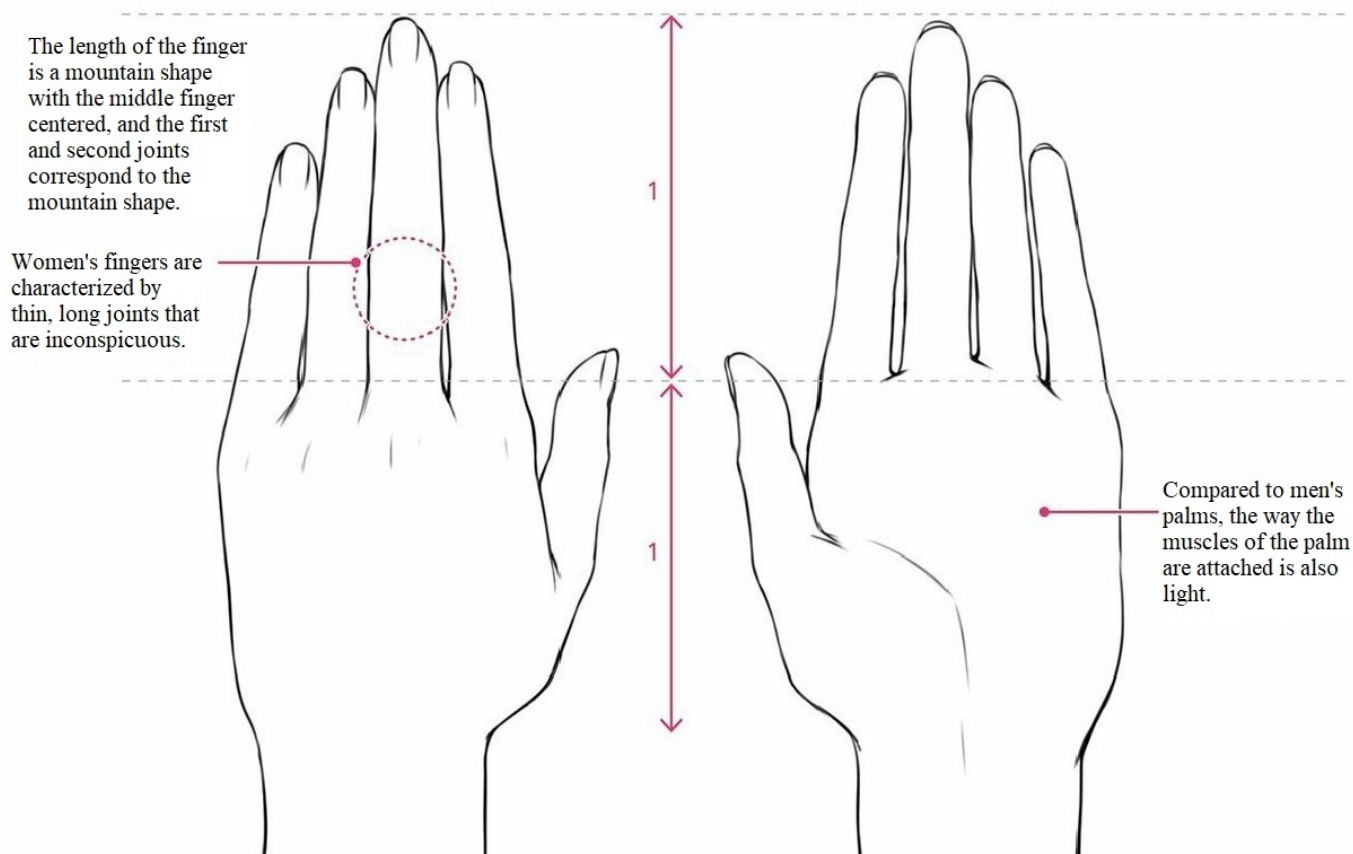


For women, draw so that the deltoid muscles of the shoulder and biceps are not inflated.

For women, draw joints and body dents so that they are not as sharp as men. The indentation of the elbow seen from the front and the protruding part of the elbow bone seen from the back are expressed by adding shadows.

Remember that the ratio of fingers to palm is 1: 1

When drawing a typical adult hand, remember the ratio of the length of the middle finger to the length of the palm as 1: 1 and change the ratio according to the image of the character. For example, pianists and models have longer fingers, while fighters, baseball catchers, babies, etc. have a shorter finger length ratio to give them a "like" look.



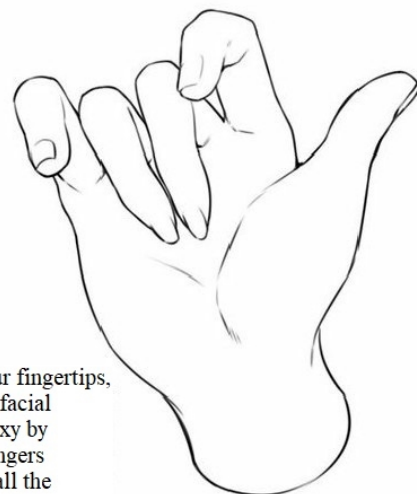
When drawing an open hand, instead of drawing with the fingers spread evenly, for example, the middle finger and ring finger are drawn together to make it look like a soft fingertip.

Feminine finger movements

By mastering not only the face and fashion, but also the movements of the fingertips that have many joints and are capable of various expressions, the expression of femininity can be expanded. Among them, there are finger movements peculiar to women. For example, the act of raising the little finger when holding something is a feminine gesture.



When you bend your fingertips, you can make your facial expressions look sexy by bending the little fingers instead of bending all the fingers in the same way.



Sexy feminine arm and finger movements

Let's express the emotions of a woman with her arms folded

Generally speaking, women have a higher communication ability and tend to convey their thoughts and ideas through various facial expressions, voice colors, and gestures. There are many feminine gestures in the movements of arms and hands, and by learning these patterns, emotional expressions will be enriched.

Raise hands

The pose of raising hands and arms is accompanied by cheerfulness and joy (sometimes even anger).



Lifting your bicep also raises your breasts

Put your hands on mouth

Many women use their hands to make facial expressions, such as covering their mouths with their hands, touching their lips, and fiddling with their hair, and their movements may have psychological implications.



Key point

An example of hand movement and psychology

- I often touch my hair ... I feel anxious
- Cover your mouth ... want to hide your feelings
- Touch your lips ... Sexy appeal
- Stick your cheeks ... an expression of dissatisfaction
- Touch your ears ... Not interested, not good

Make a sexy pose

A sexy pose while using your arms. By raising the arm, the breast is pulled up, and a beautiful breast line appears. By raising your arms, you will have a sexy point and a posture where you can see the sides.

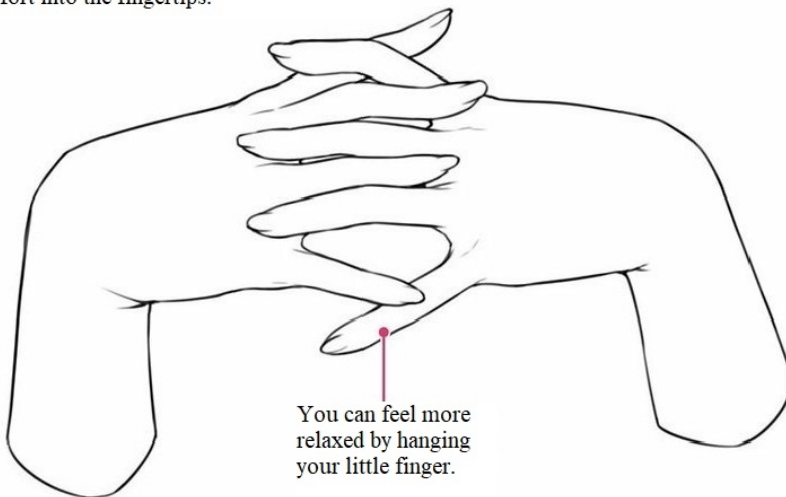


In the pose seen from an angle, the sides are completely visible and you can get a beautiful breast line.

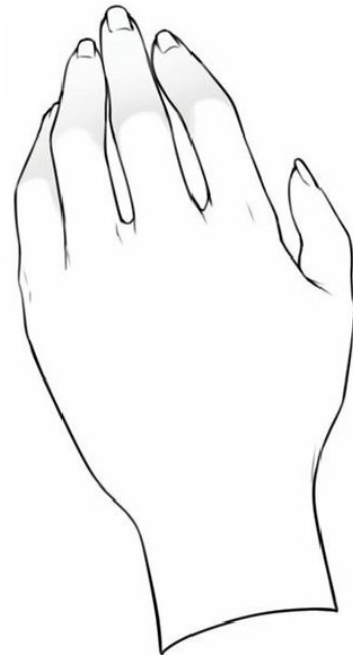
Let's master the expression of female fingertips

While "grabbing" an object can give an image of the strength of a man, "touching" makes the femininity stand out by simply drawing the movements of the fingertips.

Even in the situation where the fingers are entangled, I feel that I am a psychologically and character-friendly woman by drawing relaxed and light touches without putting effort into the fingertips.

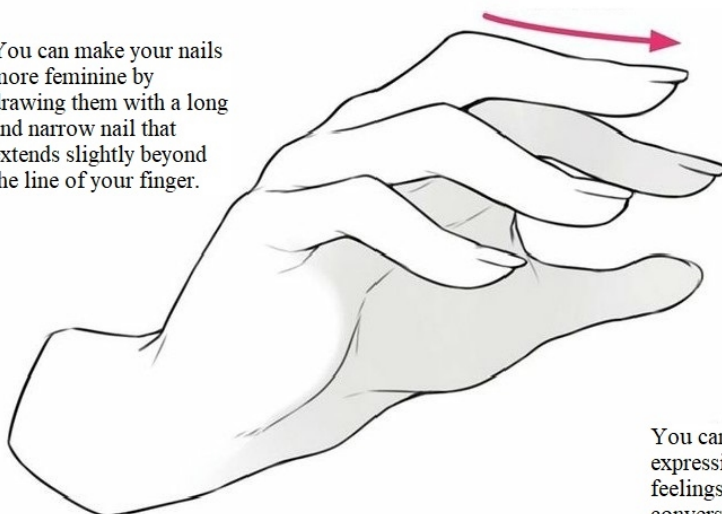


You can feel more relaxed by hanging your little finger.

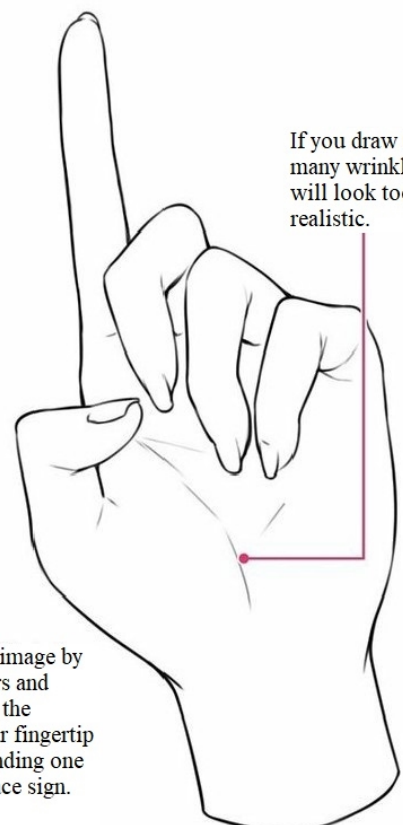


Even when drawing a casual hand state, make the entire finger thin and lightly round.

You can make your nails more feminine by drawing them with a long and narrow nail that extends slightly beyond the line of your finger.



If you draw your fingertips in a curved shape, you will look like a woman.



If you draw too many wrinkles, it will look too realistic.

You can create a cute image by expressing the numbers and feelings that appear in the conversation with your fingertip gestures, such as extending one finger or making a peace sign.

CHAPTER
②
Lesson
3

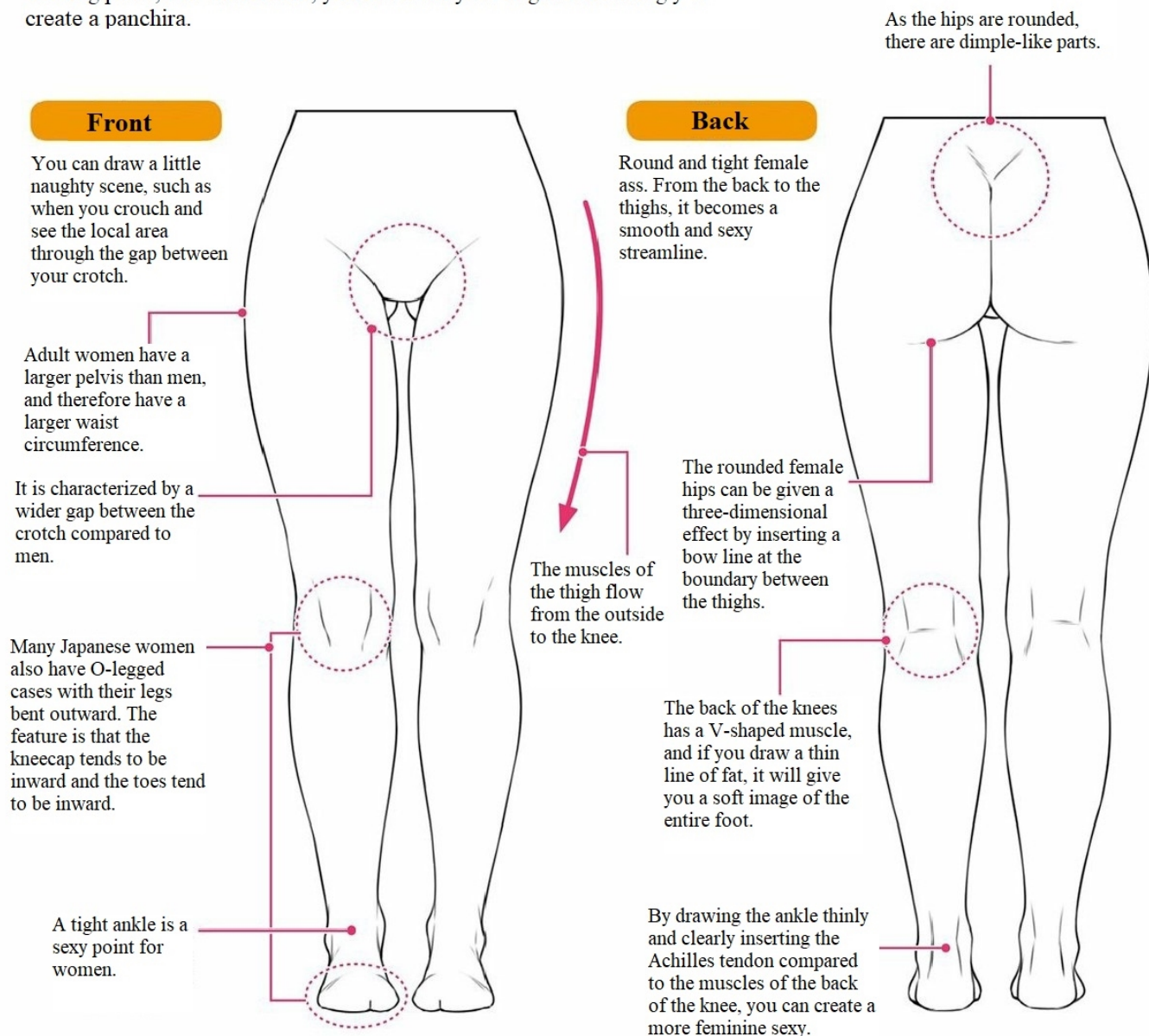
Let's attractively draw the lower body of a woman

In everyday life, the lower body is the most important part to make women attractive. Depending on how you draw, such as wearing hips, thighs, and ankles even when wearing uniforms and suits, you can create a slightly horny and sexy girl.

Let's learn the basics of the lower half of the body and how to see

Get to know the basic structure of the foot

The so-called lower part of the body from the waist to the lower part of the body has many attractive parts that are feminine, such as the local area, buttocks, thighs, and ankles. You can draw the hip line neatly even when wearing pants, and with a skirt, you can draw your thighs fascinatingly or create a panchira.



Women's Local Perception

Let's draw the underwear well

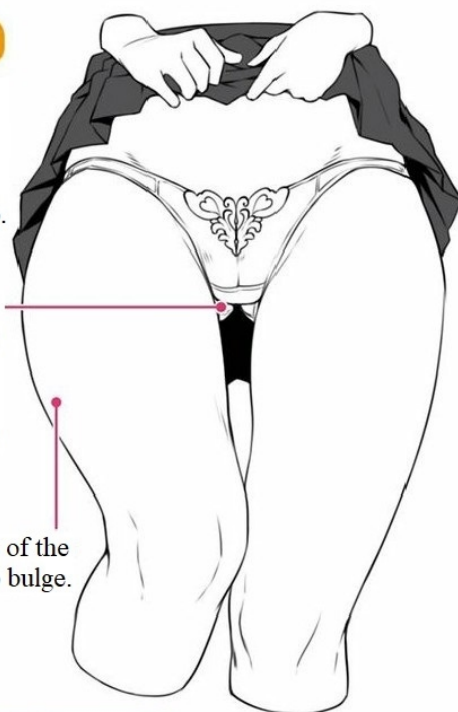
Since women often wear skirts, there are times when we have no choice but to draw the local parts that are visible in underwear. In fact, there are panchira scenes in boys' comics, etc., which is an important point that interests readers. Now let's think about what the local looks like depending on the angle.

Below the front

A woman has a gap between her groins, and her local parts appear to bulge in a U-shape to fill the gap.

Depending on the viewing angle, you can see not only the local bulge but also the crevice in the buttocks.

The outer lines of the thigh appear to bulge.

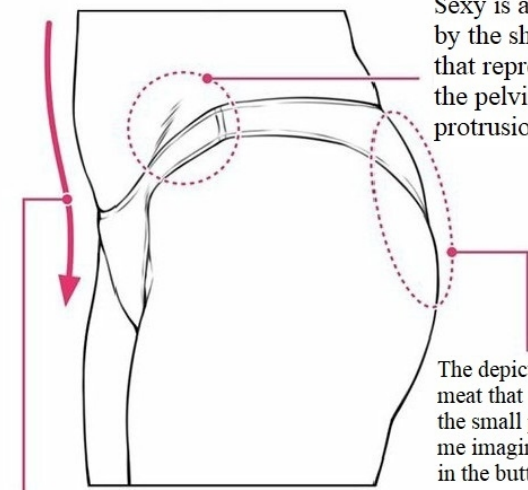


Side

The fat from the navel to the lower abdomen and the bulge around the local area are feminine silhouettes.

Sexy is added by the shadow that represents the pelvis protrusion.

The depiction of the meat that sticks out of the small pants makes me imagine the tension in the buttocks.

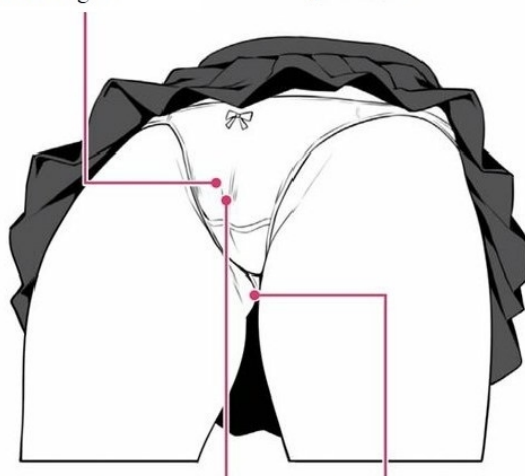


The image of femininity and sexy on the bulge and the gentle rounded lines of the local area.

Diagonally below

One of the most convenient angles to draw a local bulge. You can draw more neatly by inserting stripes and shadows along the local

Use the line of pants to express the local bulge.



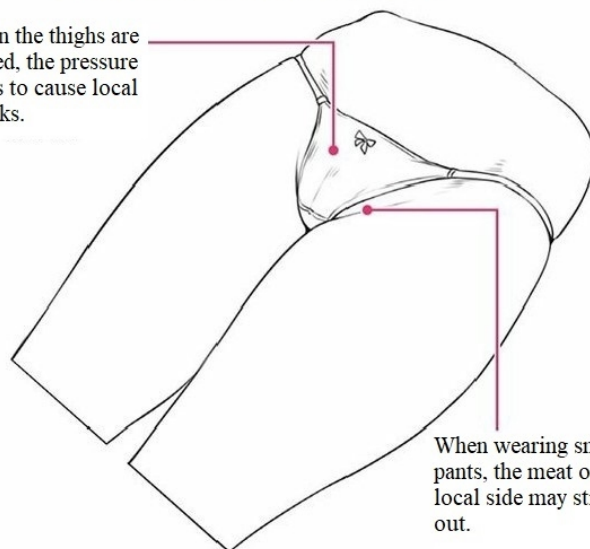
If you add stripes or shadows, it will be a more naughty

The roundness of the bottom of the buttocks protruding from the pants gives a realistic look.

Diagonally above

In the crotch lying on his back, the thighs in contact with the ground are spread laterally due to gravity, and the gap between the crotch becomes inconspicuous. The pressure from the pants and thighs makes it appear that the meat on both sides of the local area has protruded.

When the thighs are closed, the pressure tends to cause local streaks.



When wearing small pants, the meat on the local side may stick out.

The appearance of the crotch that changes with body movements

It is possible to create realistic drawings by drawing while keeping in mind what your crotch looks like, depending on your body movements and posture. Here, we will pick up some points regarding the appearance of the crotch that changes depending on the movements and postures of the four muscles around the thigh (gluteus maximus muscle, sewing muscle, adductor muscle group, and thin muscle muscle).

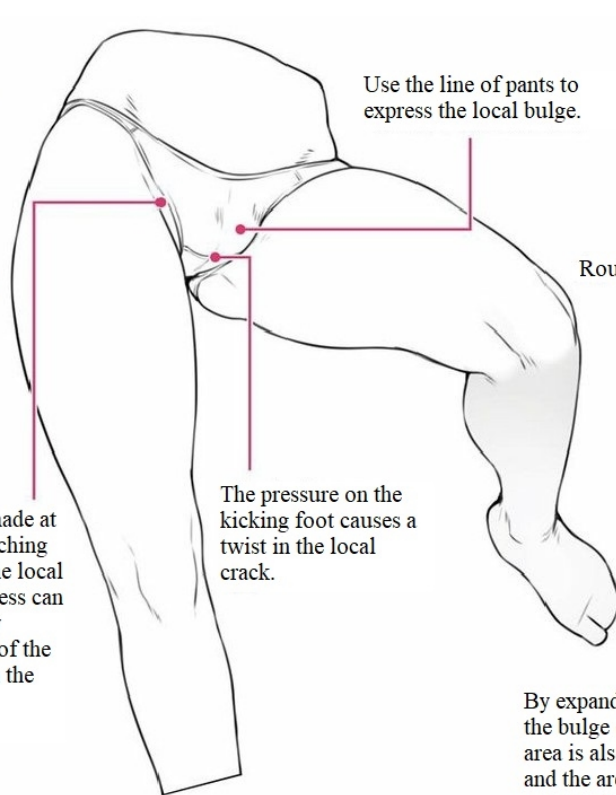
Spread

It is important to draw in mind how the movements of the three muscles of the inseam, the adductor muscles, and the gracilis appear when the legs are widened.

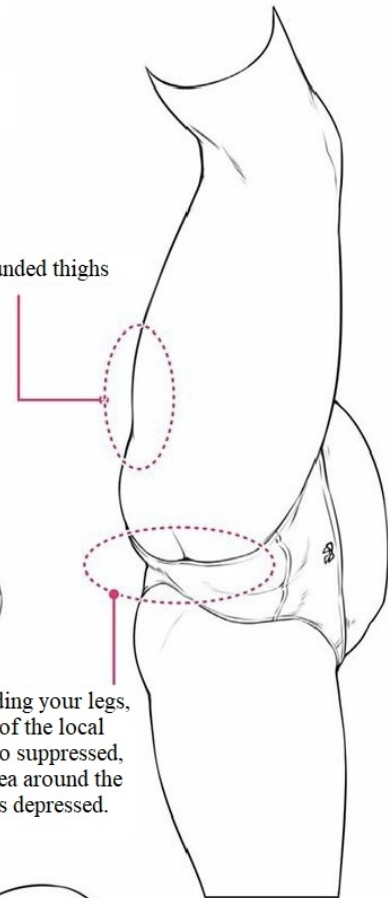
Twisted

When you squeeze your body, such as when you kick it, your thighs will squeeze your local area. Changes due to kinking tend to appear in the crevices on the surface of the pants.

A line can be made at the base by touching the thigh and the local part. The sexyness can be improved by drawing a part of the local area from the pants.



By expanding your legs, the bulge of the local area is also suppressed, and the area around the anus looks depressed.

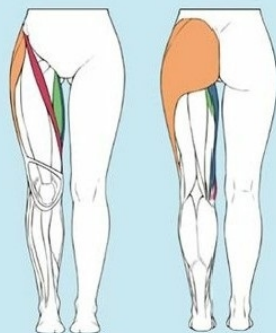


one point

The four main muscles around the thigh

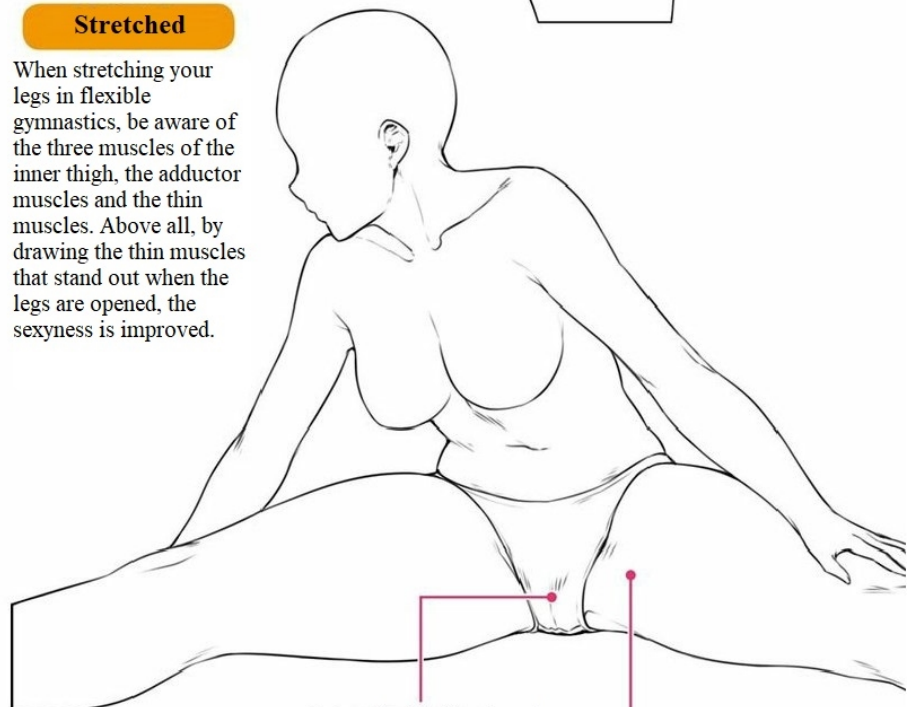
- Gluteus maximus ... The muscles of the buttocks, whose ligaments extend to the knees as they crawl on the outside of the thigh.
- Sewing muscles Spirally extending around the thigh to the inside of the knee.
- Adductor muscles ... The muscles of the inner thigh that spread to the crotch area.
- Thin muscles Thick muscles extending from the local area.

- Gluteus maximus
- Sewing muscle
- Adductor muscles
- Thin muscle



Stretched

When stretching your legs in flexible gymnastics, be aware of the three muscles of the inner thigh, the adductor muscles and the thin muscles. Above all, by drawing the thin muscles that stand out when the legs are opened, the sexyness is improved.



Local drawing that changes the sexiness, depending on how you look at it

When drawing a little naughty scene, the important point is how to draw sexy parts of the skirt, etc. The appearance will differ depending on the angle and posture, and the appearance of streaks and shadows will increase the realism.

Upskirt feeling of excitement

In scenes such as physical education, the cuts that are sometimes seen in Shonen manga. Even a neat and clean girl can add the bulge to the local area that she sees through the skirt to create the excitement that can be obtained from underwear.

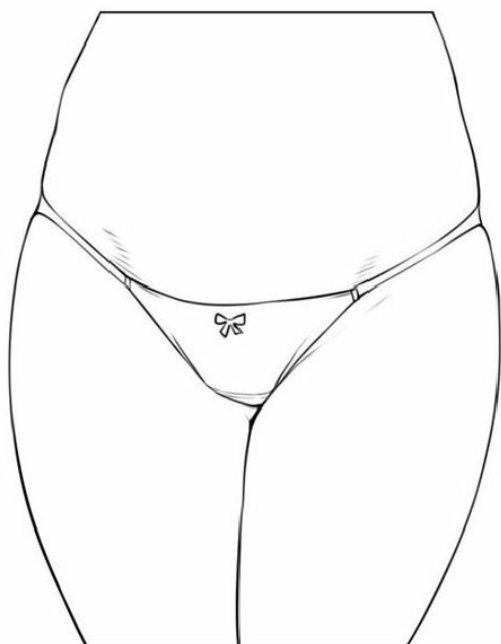
Add lines and shadows to improve your sexyness

A cut that captures an angle from below, such as gymnastics, swimming, and ballet athletes, wearing local swimsuits and leotards. It is good to represent the bulge with a shadow. By showing the crevices with streaks, the sexyness will be considerably improved.



Hold down the sexy

When you want to suppress a sexual image, such as adolescent girls, draw a small local bulge.



Ingenuity in the front of the cut

When viewed from the front, the local bulge is inconspicuous. In such a case, you can add sexy by drawing a stripe on the crack.



Let's learn how to draw ass

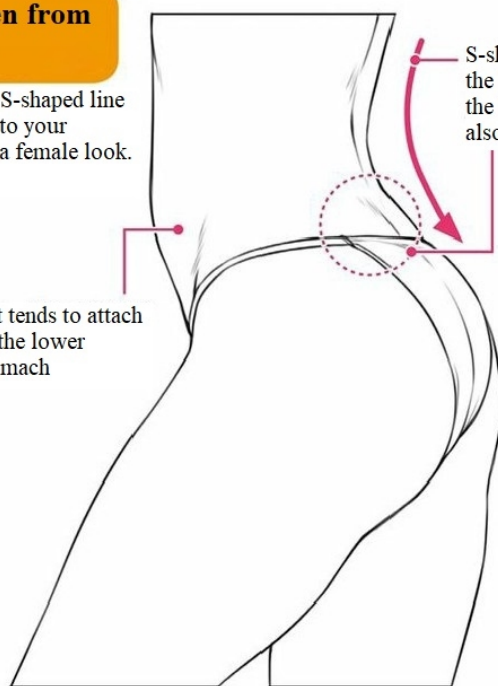
Let's change the silhouette depending on the angle

The male buttocks in a standing state appear to be dented in the center of both sides, but females with a large amount of subcutaneous fat are rounded from any angle. However, since the degree of roundness changes depending on the posture of the body and movement of the legs, it is important to draw a hip that suits the situation.

Butt seen from the side

Simply draw an S-shaped line from your back to your buttocks to add a female look.

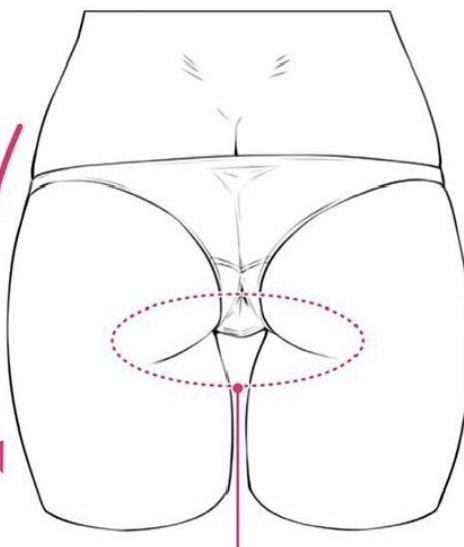
Fat tends to attach to the lower stomach



Around the buttocks seen from directly behind

Men have a torso like shape, while women have a beer barrel like contour.

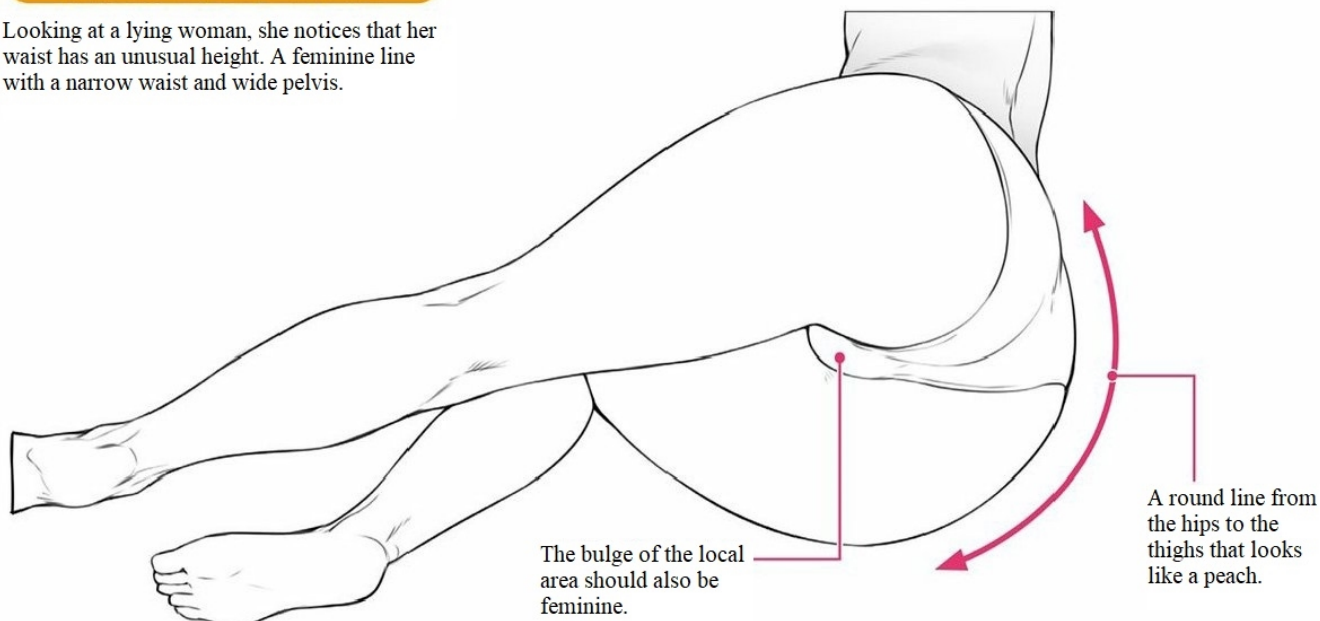
Due to the development of the pelvis, the circumference of the hips is thick and the shape becomes like a beer barrel.



It is difficult to understand the roundness of the hips from behind, so I will make an image of the roundness by taking a bow line at the boundary between the thighs.

Ass when lying down

Looking at a lying woman, she notices that her waist has an unusual height. A feminine line with a narrow waist and wide pelvis.



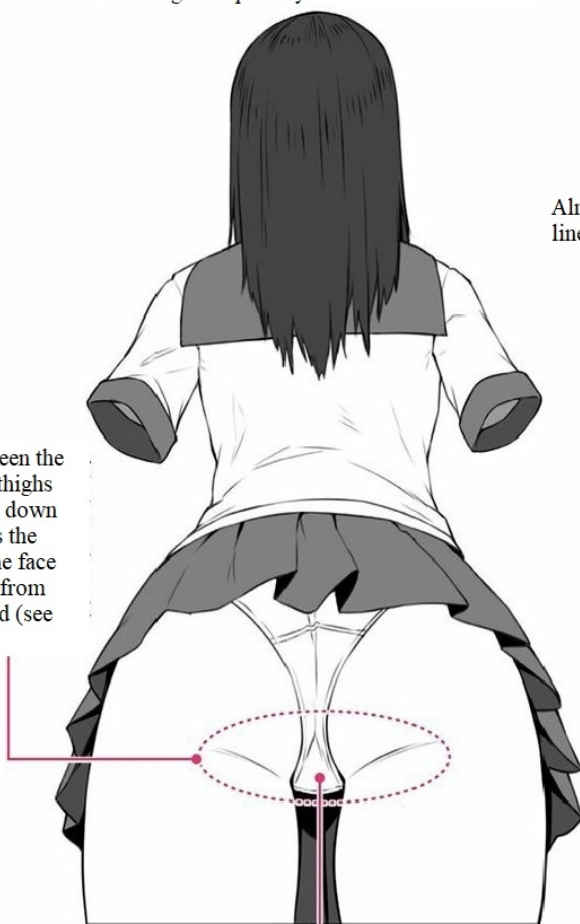
Ass seen from below

The point when viewed from below is the appearance of the boundary between the hips and thighs. Since the butt is on the thigh, the shadow (wrinkle) that represents the roundness of the thigh has priority.

An ass that looks like it is seen from diagonally behind

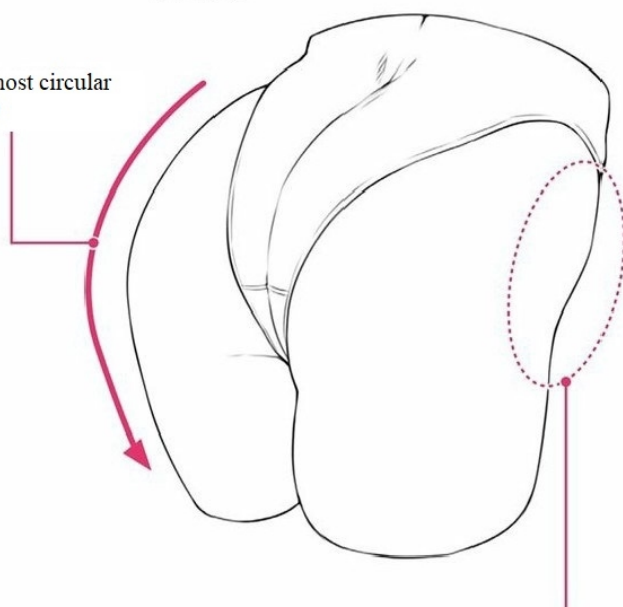
There are subtle differences in the hip line of a leaning woman, such as her bowing posture.

The line between the buttocks and thighs when looking down from below is the opposite of the face when viewed from directly behind (see page 56).



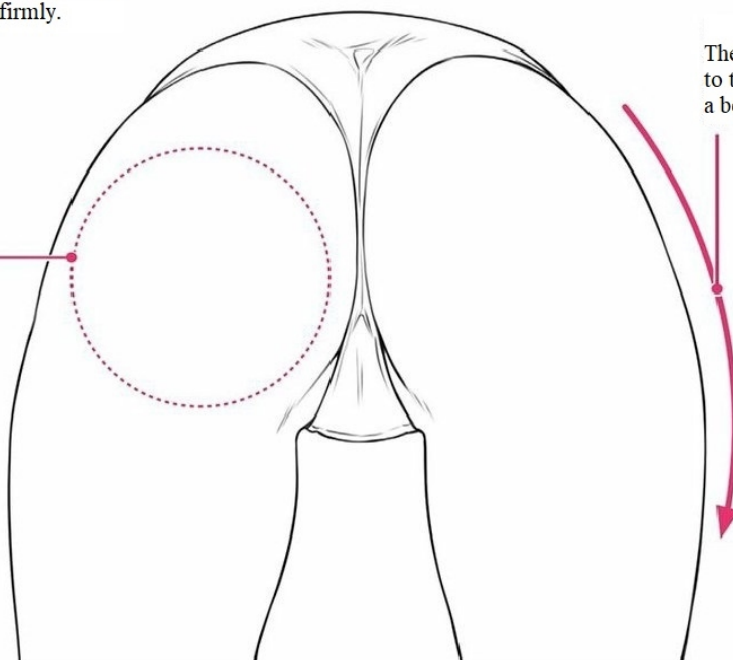
For women, there is a gap between the groins, so you can see the local area firmly.

Almost circular line



Since the pelvis is overhanging widely, the waist circumference is large, and it looks like it is protruding when bending down.

You can suppress the roundness of your hips by bending down.



The line from the hips to the thighs is almost a beautiful curve.

Butt when bent down

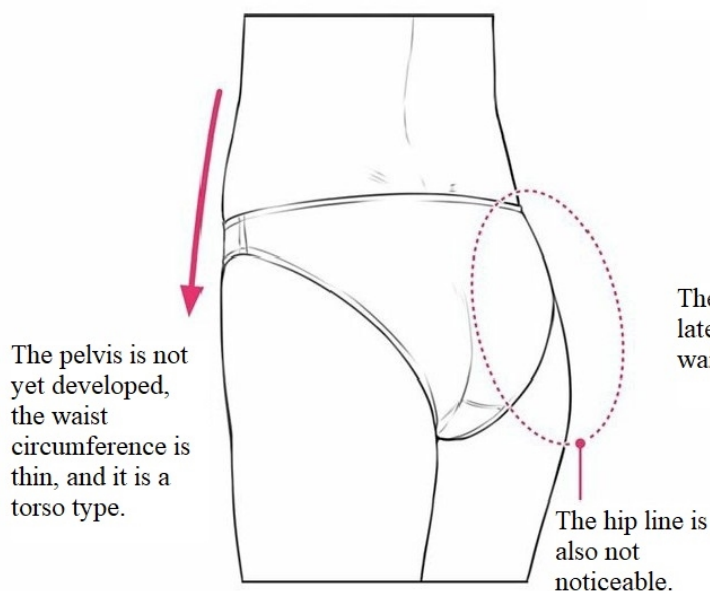
This is the ass bent forward. The crotch width is wider than that of men, and the lower half of the local area is fully exposed.

Hip line change by age different

Women's buttocks vary greatly depending on their age. From puberty until maturity, and decline, it is important to draw different buttocks lines that correspond to that period, as the changes are greater than for men.

Early teens

Before puberty, girls have almost the same figure and hips as boys.



Late teens

Breasts and hips are nurtured by the secretion of female hormones.

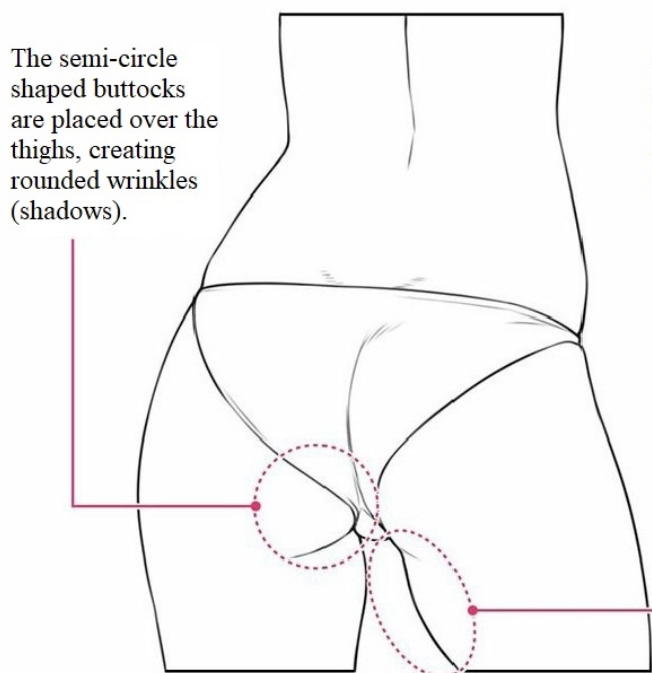
The pelvis grows laterally and the waist and hips grow.

It is developing and there is tension, and the wrinkles at the border of the thigh are not noticeable.



20s to early 30s

If you compare it with fruit, it will become more sensual as it gradually matures.



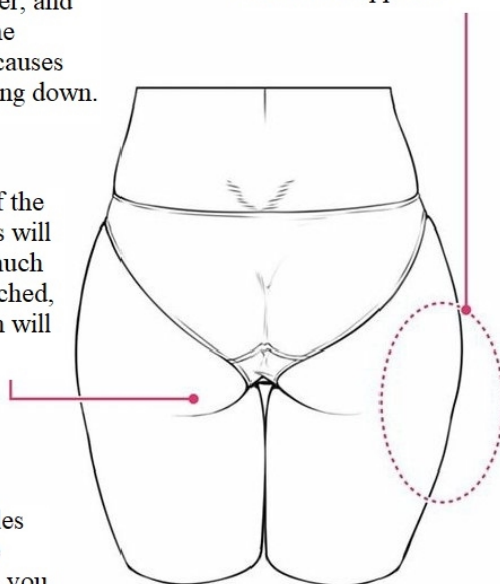
Around 40s

As muscles start to decline and become thinner, and fat increases on the contrary, gravity causes the buttocks to hang down.

The muscles of the whole buttocks will fall, and that much fat will be attached, and the tension will disappear.

When the amount of exercise decreases, the muscles of the thighs also drop and the tension disappears.

When the muscles of the thighs are fully developed, you can feel the tension.

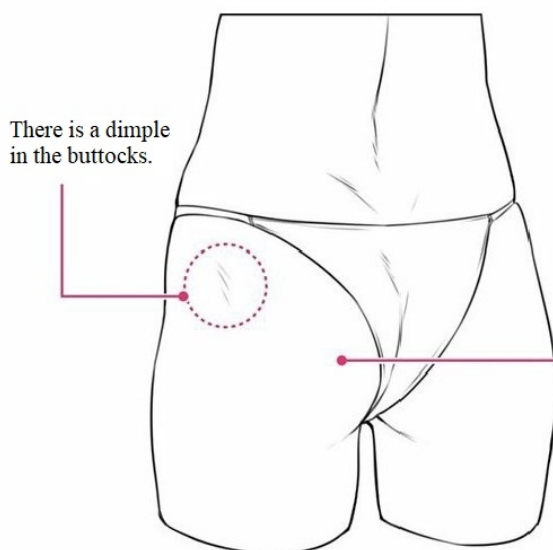


Draw hip lines according to body type

The appearance of the buttocks varies depending on the body type. Even if you are the same lean type, the way you get muscle and fat differs in how you stretch and swell, so it is important to change according to the type.

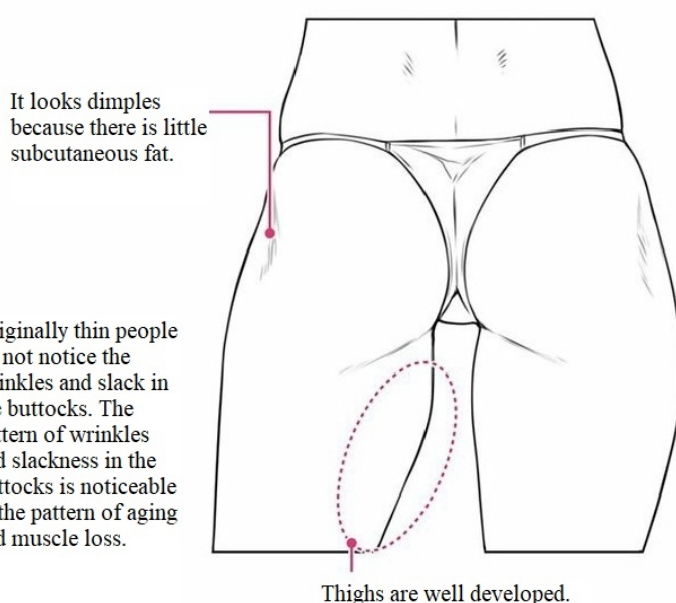
Thin type

There are two patterns, one is that you are originally lean and lean, and the other is when you get old and lose muscle.



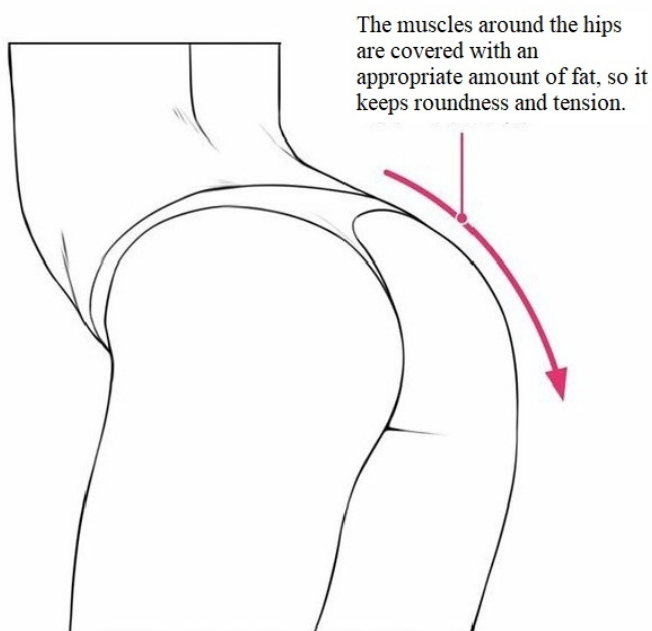
Muscular

The whole butt is firm and has tension. Due to the low amount of subcutaneous fat, dents due to developed muscles are created.



Slender type

Model figure. It is a state where fat is attached to moderate muscle.



Chubby type

Subcutaneous fat has roundness and firmness throughout the buttocks. However, the more subcutaneous fat gets on, the more the hip line will hang down, and the impression will be quite sexy.



Let's draw the shape and movement of the foot smoothly

The shape of the leg seen from different angles

The leg has four joints: hip, knee, ankle, and toe, connecting the thigh, shin, and foot. These motion chains change into various shapes. Also note that the description will differ depending on the angle.

Front side

The muscles of the thigh rise from the outside to the inside of the knee while curving along the sewing muscle.

Side

Quadriceps quadriceps raise the front of the thighs and the back from the knees to the ankles.

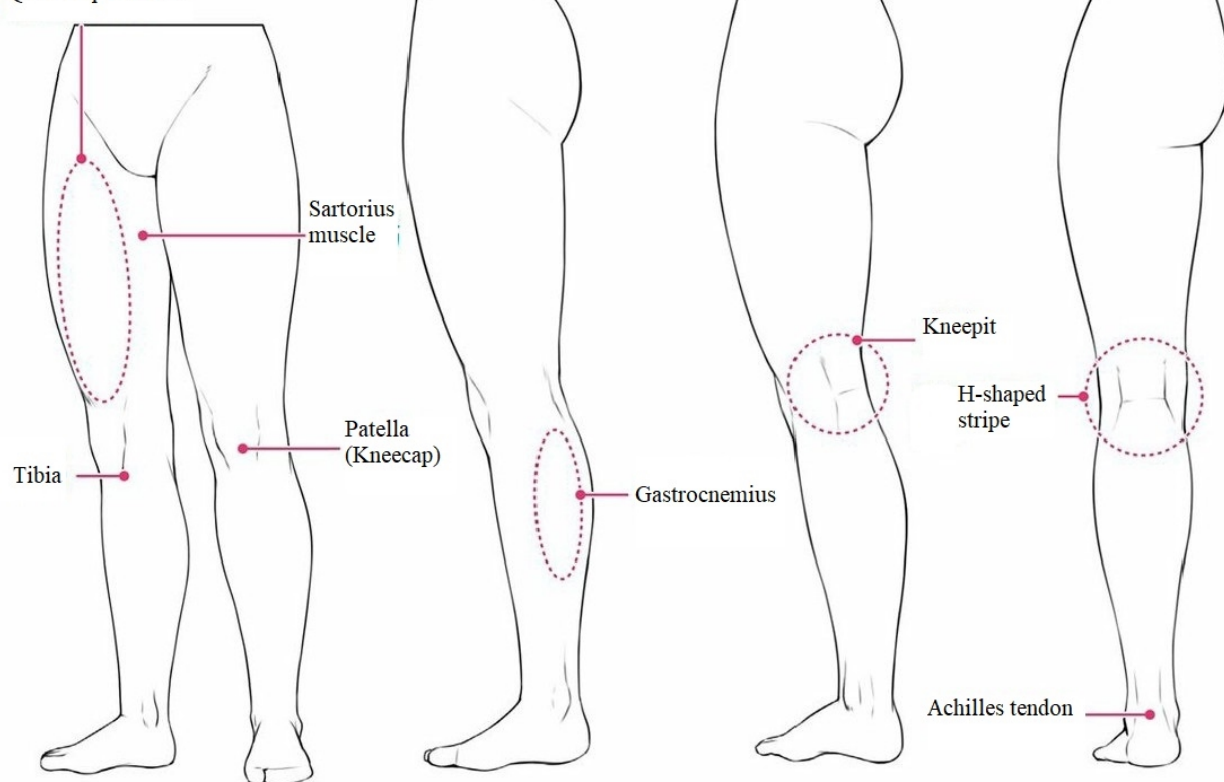
Diagonally backward

The back of the knee has a depression called a popliteal fossa, which bulges when the legs are extended and dents when bent.

Rear back

There are square stripes on the left and right of the popliteal fossa. The left and right sides of the Achilles tendon on the ankle appear to be recessed.

Quadriceps muscle

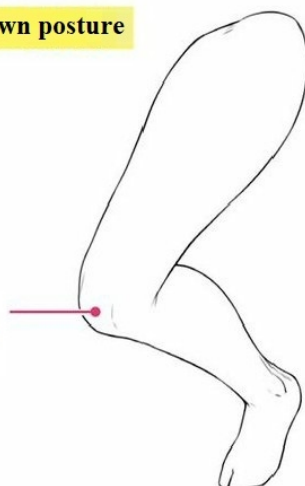


When bending

The appearance of the kneecaps and gastrocnemius muscles is different when you squat or bend down.

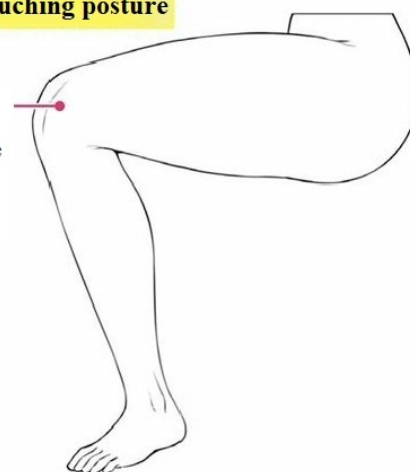
Bent down posture

The patella and bones project, and the kneecap looks sharp.



Crouching posture

The patella becomes less noticeable and the side of the tibia projects.

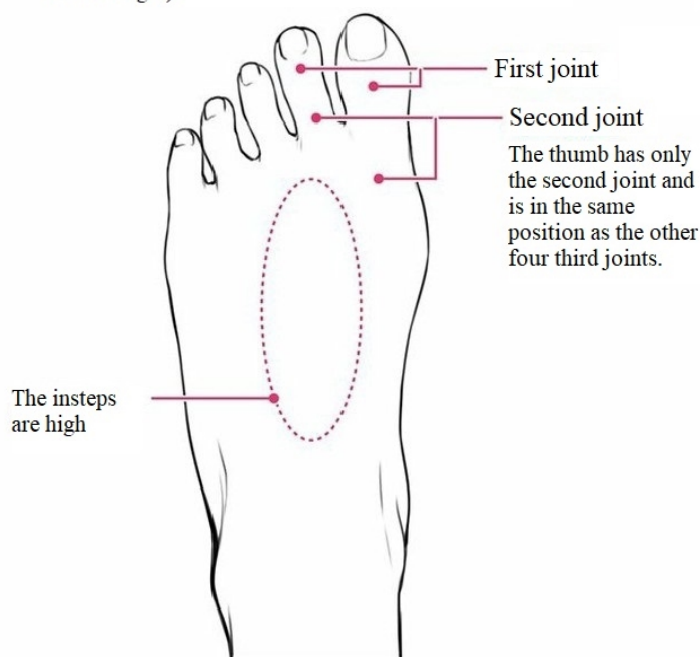


Get to know the basics of feet and toes

The foot has an arched shape between the heel and toes, and by combining with muscles and ligaments, it has an ideal shape such as diverging the burden rationally. Now let's look at the structure and function of the foot.

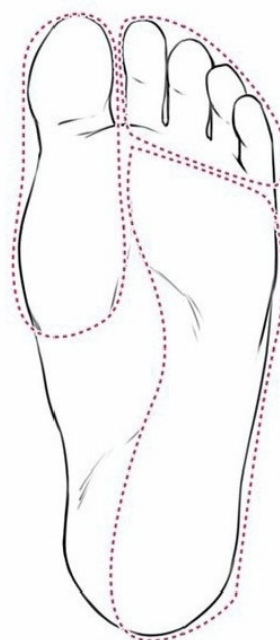
Instep

An arched skeleton is formed from the heel to the second joint, and the instep of the foot bulges and looks high. The toes and their roots are shortened from the thumb to the little finger (some people have a long index finger).



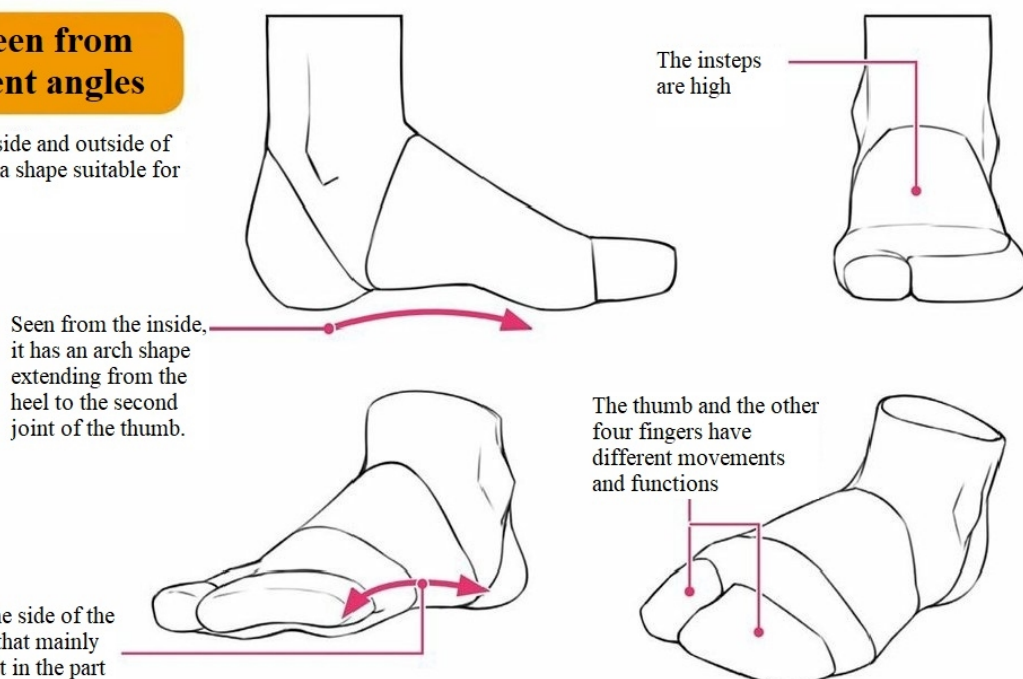
Sole

The thumb, the second joint of the thumb, and the heel are the three main parts that receive and control the weight due to weight and movement. The four fingers, except the thumb, help balance.



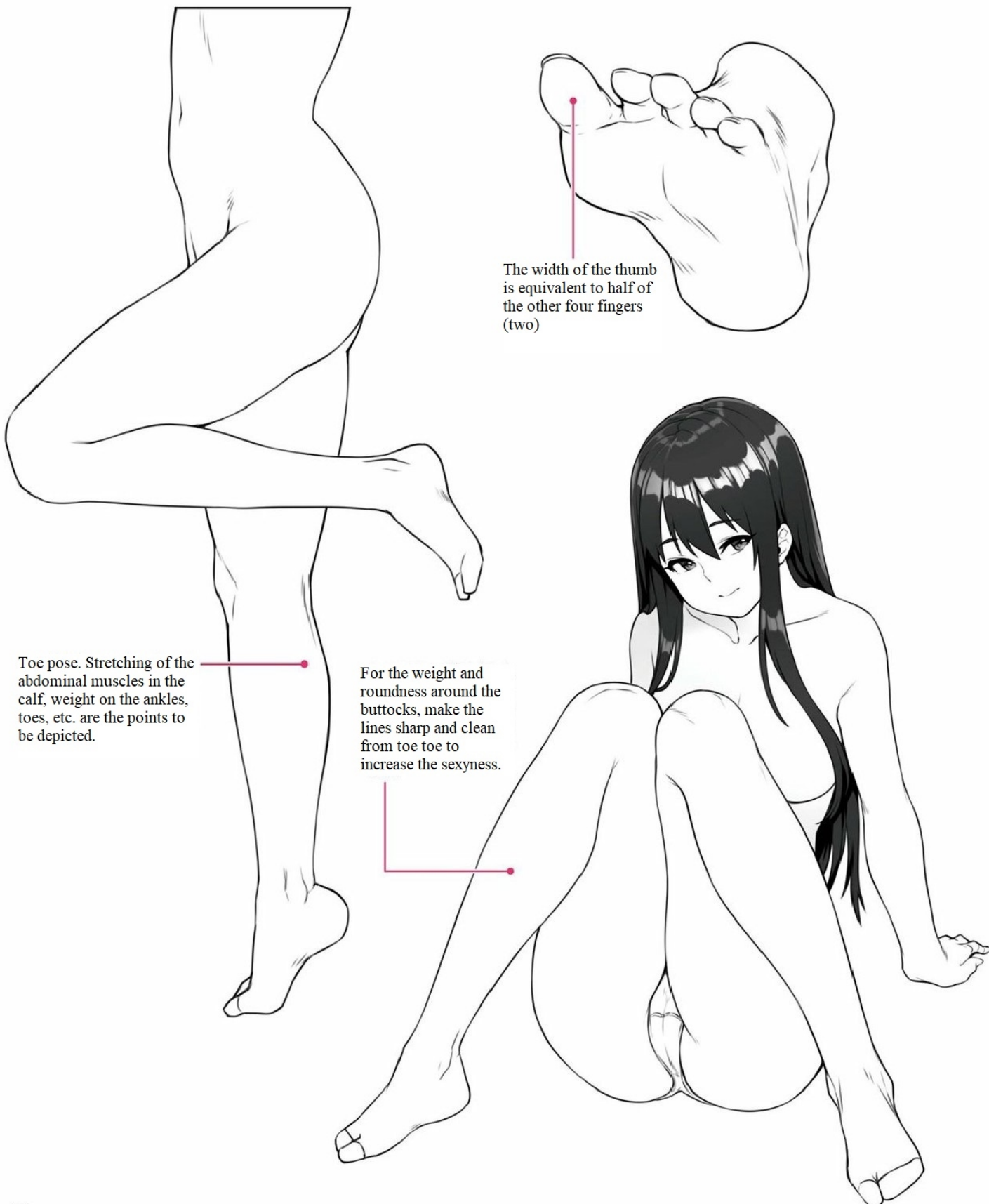
Feet seen from different angles

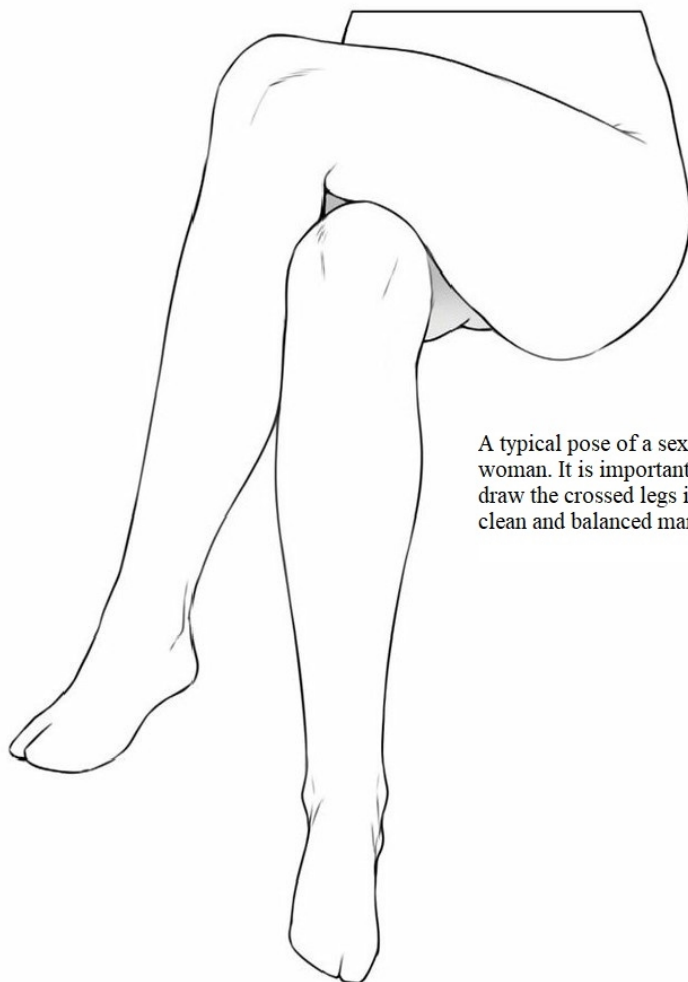
Even on the inside and outside of the foot, it has a shape suitable for each function.



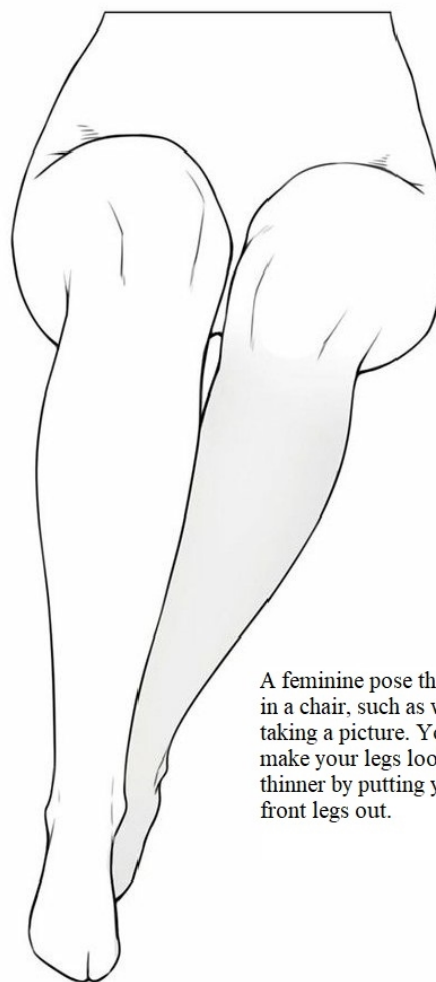
It will capture the movement of the legs and feet

Like the hands, the legs have many bones and joints, which give them various facial expressions, and the movements of the thighs and calves can lead to sexual attraction. Here, the typical movements of the foot are picked up.





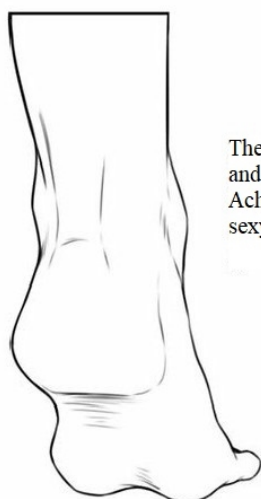
A typical pose of a sexy woman. It is important to draw the crossed legs in a clean and balanced manner.



A feminine pose that sits in a chair, such as when taking a picture. You can make your legs look thinner by putting your front legs out.

The expression of a variety of foot

You can convey the degree of excitement of a woman simply by drawing the movements of your toes, such as during a sex scene.




The narrow ankle and the rising Achilles tendon are sexy points.

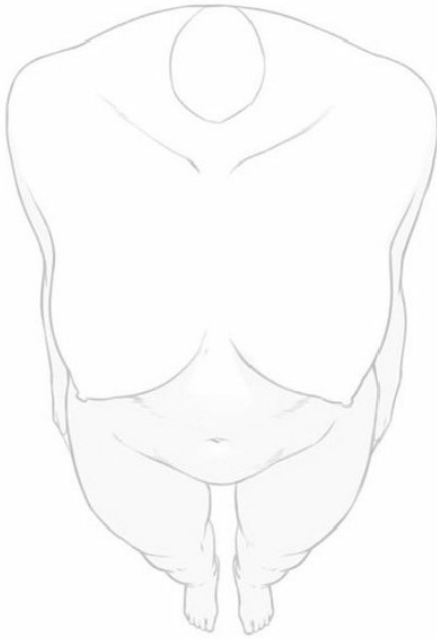
Unlike the relaxed state (top two), the fingertips under force (bottom) are the toe shapes often seen in entangled scenes. It is drawn when enjoying pleasure or expressing a situation of endurance




Just trace to improve your drawing power!

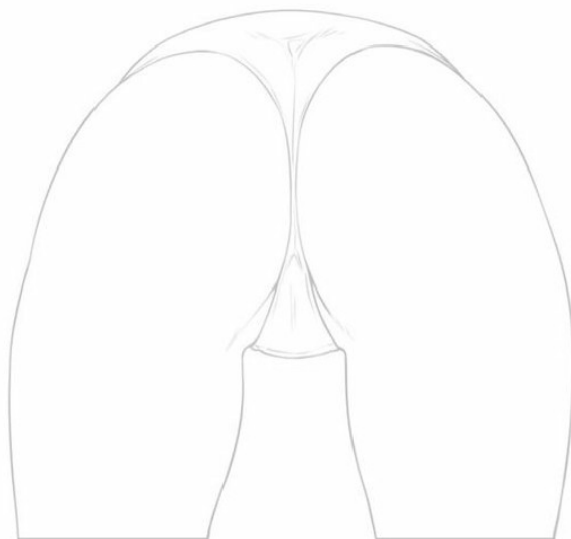
Let's draw by tracing













Choose between cute and sexy

There are some points to keep in mind when drawing a character, whether it is cute or sexy. Here are some typical keywords. While paying attention to these keywords, let's draw "cute characters" (prone to heroes and heroines), "sexy characters" (rivals, etc.) and "sub characters" (friends, acquaintances, etc.) while combining them. By adding characters to the characters, the story becomes easier to understand.



Main features of cute characters

- Hairstyle ... A wide range from long to short, but with a "natural" and "neat" impression
- Face Round-faced type with large "round eyes" and a tendency to droop. Small nose and mouth
- Physical form ... General to slightly chubby is common, and infant physical form is also ant. Shoulder width is narrow and strokes
- Limbs Medium and small hands and feet. In many cases, the toes are inward

Main features of sexy characters

- Hairstyles ... straight longs and big waves. Colors are black and brown hair, as well as blonde and green, etc.
- Face egg-shaped and sharp head. The eyes are "almond-shaped" and "long-seated", and the drooping eyes are also ant. The neck tends to be elongated
- Physical form ... The physical form itself is from slender to plump. However, the breasts, waist, and buttocks are sharp. Shoulder width is narrow so that it does not become a gym
- Limbs Arms are thin and long without muscles, and fingers are thin and long. The legs are long and muscular, but the knees are clean and long. The legs are slightly larger and slender, making them suitable for high heels.



CHAPTER

3

To make girls look more sexy

Important things to characterize girls, such as students and office ladies, is to dress and stature them to match the character setting. By sticking to gestures and poses, you can make it look more sexy.



Set a costume according to the character

Because it is a two-dimensional world such as manga and anime, it is important to set stories and characters. By sticking to the details, it will be an attractive work. Character setting is one of the most important elements.


Character setting and drawing

Easy to understand age, personality and occupation

When considering a character, it is important to set it according to your age and personality. If it is a work based on reality, you will choose the body shape and clothes according to the standing position of the character such as children, students, office workers, housewives. In the case of fantasy, we will consider the background of the times (past and future, etc.) and create a character that matches the imaged world.

Loli

Character younger than age. Characterized by body shape and hairstyle.



Appeared mainly as a sister of the protagonist. You can enjoy the gap, such as being innocent to your neat brother or being cute and having a bad sister.

Female student


Focus on uniforms and pay attention to the changes in mind and body that are being trained.



Appeared in school dramas. With the addition of love with the protagonist, the body lines are emphasized and sexy cuts are included.

OL


Tight body and fashion
that makes you feel
intelligent.



Since I often draw the appearance of wearing a suit, it is easy to draw out the lines of my body and I need to be able to draw. Unlike school uniforms, accessories such as watches and watches can be used to imply the character's sensitivity and financial strength.

戦闘系

The contrast between
the hard metal armor
and the soft body.




There are also works such as knights that appear in Battle Fantasy, where the skin is partially exposed while wearing armor made of metal or leather. Effective as a way of expressing the physical beauty of fighting women



A character whose body is small like a child and is deformed is called a chibi character, and it has a large ratio of head to body. It often appears in fantasy stories. There are gaps such as the appearance and age do not match, and it is useful as a role to add accent to the story

Chibi character

A character that brings a
mysterious accent to the
story.



Let's draw different female characters

[Loli] Be aware of the roundness of your body

Characters are characterized in that they are young in both way of thinking and appearance. The body shape has few constrictions, and lines and shadows such as wrinkles and joints are not drawn as much as possible. With a small bulge on the breasts and plump thighs, it has a slightly naughty appearance.

here are many ponytails and twin tails

The neck is thin and the shoulder width is narrow. When I put it on my shoulder, it looks younger

Small breasts are common, but in erotic settings, big boobs characters also

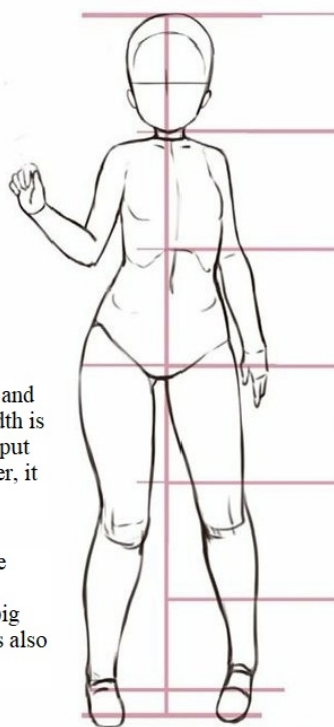
The feature is that there are few irregularities on the body line. However, it is also important to tailor the character to suit the story's settings, such as having a big butt for character creation.

Refers to the raw thighs exposed between the skirt and knee-high socks and absolute area, example-based classic

No ankle constriction, kneecap pointing inward, toes on inner thighs

Loli drawing process

It is important to make the body of the character you want to draw a head and body and decide the balance.



1 I image the body shape, measure the head and body to make it easier to draw, and remove the whole body. The rounded shape gives it a young look.



2 Draw the parts. Check the overall balance and adjust accordingly. Clean the line cleanly (trace). The body part is finished with a few lines and coloring.

[Female student] Stick to skirts and socks

Depending on the character, the uniforms of female students need to be drawn in different ways, such as wearing a cardigan or hoodie and changing their ties to ribbons. In addition, big breasts and protruding the ass, will be a sexy impression in production, such as underwear.

A clean long straight. If you are an active character, you can change it to short or bob. The impression looks different just by brushing the tips.

Also pay attention to the chest. In addition to the collar size and ribbon shape, you can also wear a tie.

In addition to the classic blazer and sailor suit, dresses and boleros are also available. Instead of uniforms, cardigans and jumpers are often used to create a casual look.

A classic tartan check. Please note that the image changes greatly depending on the length.

Navy blue socks are commonly used today, and you can also use knee high socks to produce a southern look in the absolute area. Let's choose according to the character.

Female student drawing process

It is important to draw a well-balanced uniform that matches the character you want to draw.



1

Put on your head and body, and take atari while thinking about balance. Draw breasts, buttocks, and constrictions according to your development. Be careful of the folds when drawing the skirt.



2

It will be easier to balance by drawing on the neck, chest V zone, blazer (jacket), skirt, and finally the feet.

[OL] Balancing intelligence and femininity is important

When drawing working women, set a balance between intellectual and physical attraction. You can make the drawn character consistent by setting up an idiot character and abundant body, or intelligent and slender. Also, by sticking to the lines such as the neck muscles, armpits, thighs, and ankle necks, you can produce adult eros.

OL drawing process

Let's draw while paying attention to how to draw a feminine line.

One of the intellectual items, glasses. Please note that the image changes depending on the frame, shape and color.

An important point for the size and angle of the V zone on the chest. If you want to emphasize big breasts, it is easier to express the cleavage of your chest in a sexy way by opening your chest and drawing a little.

I want to draw sexy from the waist to the hip line. You can bring out the beauty of a woman by taking a bow line from the waist to the thigh.

Choosing shoes is also important. The image of the character differs depending on whether the heels are low pumps or high heels, and whether the toes are rounded or sharpened.

I want to be particular about the depiction of the legs. The key points are the developed thighs and fat-removed kneecaps, moderately swollen calves, and sharp ankles.



1

Drawing an upright position while standing may give the image of a man or a child, so changing the center of gravity of the upper and lower body makes it softer.



2

The center line is drawn from the shoulder to the crotch so that the sake is drawn, and the V line on the chest and the button line on the suit should be on the center line. Make sure to add wrinkles and finish by paying attention to the lines on your clothes and the lines on your legs.

[Combat system] Attractive contrast between hardness and softness

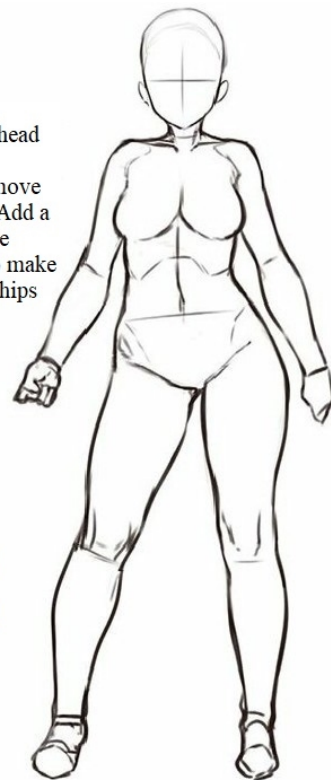
In the case of female fighters, the soft body may be covered with armor, which may bring out femininity. By beautifully drawing the body you see through the battle uniform, you can create a more sexy and erotic character.

The process how to draw a combat system

Let's design so that the exposed part looks effective.

1

We measure the head and body of the character and remove the whole body. Add a pose sketch of the battle uniform to make your breasts and hips look attractive.




I want to draw the breast plumply and sexy. The point is to draw attractively the cleavage.




2

After drawing the body, draw the battle uniform. Balance the exposed body and bring out the charm of the character. After getting dressed, draw a weapon and finish the line. And three-dimensional with a light and shadow.



Rather than erecting your upper arms and thighs, you can keep your feminine body by drawing the abdominal muscles around the navel and muscles, and you can also give a tight waist a sexy image.

Making your arms and lower body too muscular will reduce your feminine appeal by half. On the contrary, by making the enemy female character muscular, the setting of the enemy and ally becomes clear, and the hero character including the main character looks more attractive.



[Chibi character]

Produce a mysterious character by breaking the balance of the head and body

Chibi characters that often appear in fantasy stories can be made into a mysterious, non-human impression by making their heads larger, floating in the air, and adding physical features. Unlike little children, chibi characters can be made into big breasts and even if you wear sexy underwear, there is little discomfort and they can be made into sexy characters.

Chibi character drawing process

Let's fuse infant figure + mysterious element.

To make it "chibi", change the ratio of the head and body, make the head down and make the limbs shorter (infant figure).

By changing the shape of your ears or adding a tail, you can create a mysterious character.

One of the features is the unique clothes that are very different from other characters.

There are also cases where we bring mysterious pets.



1

For infants with large heads and small limbs. After roughly removing the lines of the body, add a pose sketch in the order of clothes, hairstyle, weapon. Finally, take a pose sketch of your pet.



2

The pen will move smoothly if you clarify the image of clothes and decorations. For hard objects such as weapons, draw straight lines sharply. Consider the overall balance and color it. We will also finish while paying attention to the coloring of the parts such as the ring of angels that are exposed to the light.


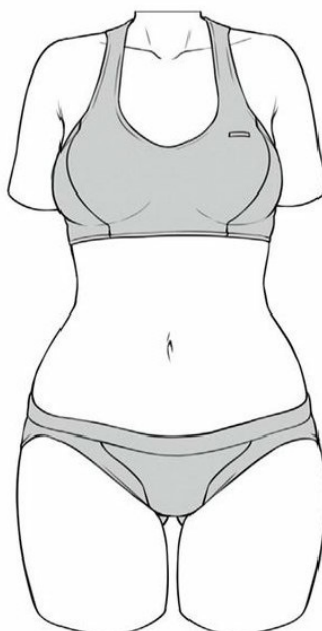
Make your costume more sexy

How to combine underwear and characters

Not only orthodox underwear, but it is important to stick to underwear according to the character, such as sports bra for students and negligee for mature women. Let's pick up some of them along with the TPO.

During sports

Essentials for exercise, such as jogging. An ordinary brassiere has the feature that while the area around the back hook easily gets damp due to sweat, it suppresses the sway of the breast and is easy to move and damp. It is often used by female students and office workers who participate in sports club activities.



During the day-to-day

Orthodox underwear. Such as the part is seen at the time because the room and changing room looking into from a change of clothes Skirt and above, can be seen here and there in various scenes.



During the party and dating, etc.

Wear lace bras and garter belts at parties. Unlike usual, you can create a slightly sexy and naughty atmosphere.

When relaxing at your home

A style that can be seen at home when the new wife is relaxing on the sofa or bedroom. Wearing haori-style underwear hides a part of the body, making it look more sexy and cute.

Types of swimwear and sexy designs

Swimsuits have different designs depending on their uses and tastes, and their impressions will also differ. In addition to swimsuits and fashionable bikinis, swimwear types include those designed to make you look more sexy.

Swimwear for swimming

It is worn in swimming competitions and club activities at school. As swimmers have moderate fat as they develop muscles, they have a beautiful and healthy body line.



Fashion swimwear

Swimwear that can be seen at the poolside or in the beach. A swimsuit with an emphasis on design, which is designed to make a girl look beautiful and sexy, such as the beautiful breasts that have ribbons and ruffles that make the breasts look beautiful.

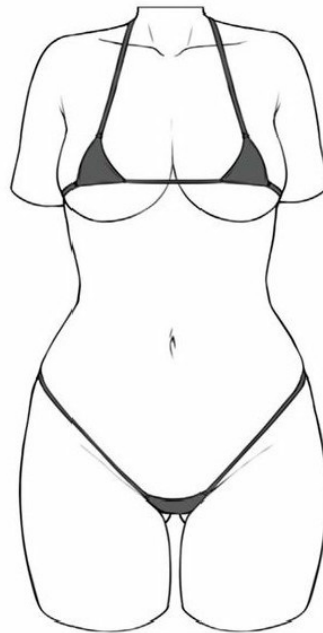


Adult swimwear

An adult swimsuit with a full body line that pierces the front of the body. It is worn in a jacuzzi with a feeling of openness. It is suitable for women who have big and tight breasts because the bust line becomes clear.



Good for women with well-shaped breasts and firm lower breasts.



Suitable for women with "hemispherical" or "conical" milky breasts (see page 38) that are not easily squashed by swimwear.



Draw a costume appearance more sexy

Depending on the job, you may wear certain uniforms and costumes, but in the hospitality business, some sexy items will be prepared. In Akihabara, it may be maid clothes, and in adult shops it may be dress-like.

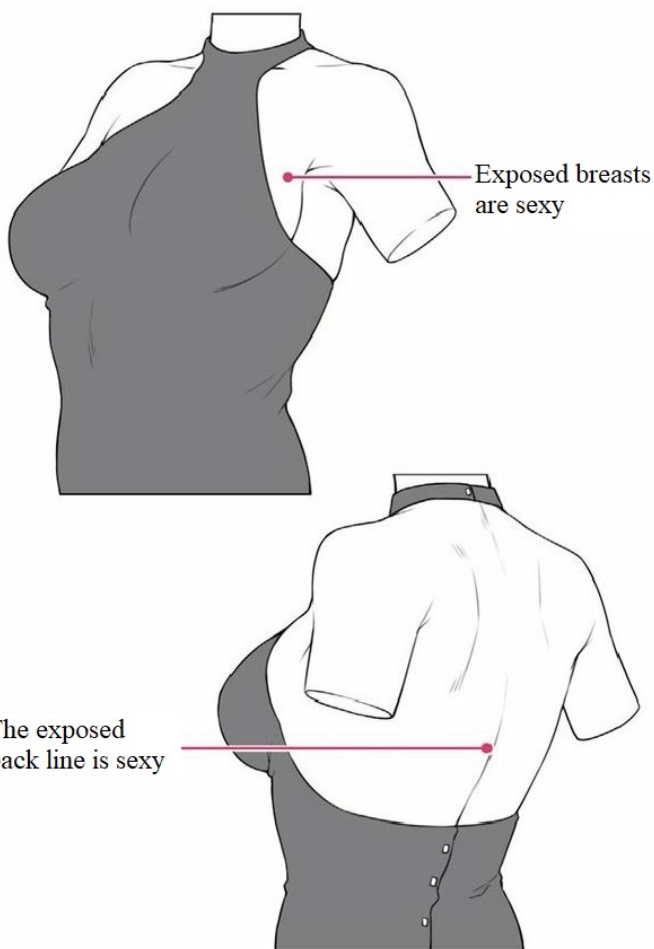
Maid clothes

In the case of maid clothes, the skin is basically not exposed so a design that emphasizes the breast gives a sexy impression. For example, you can make breasts look like big breasts by molding the breast part of a black maid outfit with white fabric.



Adult dress

Some adult dresses are designed not only on the chest but also on the back. The sexyness is enhanced by sensually drawing the nape, scapula and spine lines.



one point

Female hot pants cloth line

Shorts worn by both men and women. By drawing in a feminine way, you can create a cute and sexy look. The point is to be aware of the roundness of the waist. You can show the difference from a man by drawing the roundness of the protruding buttocks and the fullness of the thighs.



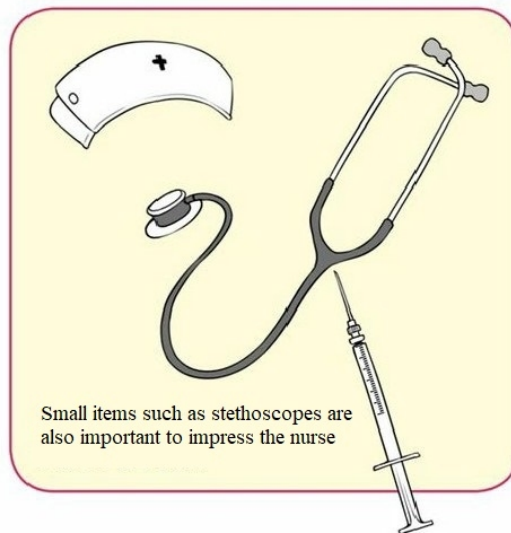
Let's draw unique costumes fascinatingly

Even when drawing a woman in a unique costume, it is important to be aware of the feminine lines. Consider the shape and characteristics of the costume and try to make it cute and sexy.

Nurse clothes

Nurse clothes, one of the dreams of men. The shape is relatively straight, but let's create a feminine line while being aware of the S-shaped line that flows from the breast to the buttocks. By consciously shortening the length and exposing the thighs, it gives a horny impression.

Hip line tinged with feminine roundness




Shrine maiden clothes

A shrine maiden who appears when drawing a Shinto shrine. Although the body line is basically hidden, the hakama is squeezed just below the chest, so the bust line can be taken out neatly.



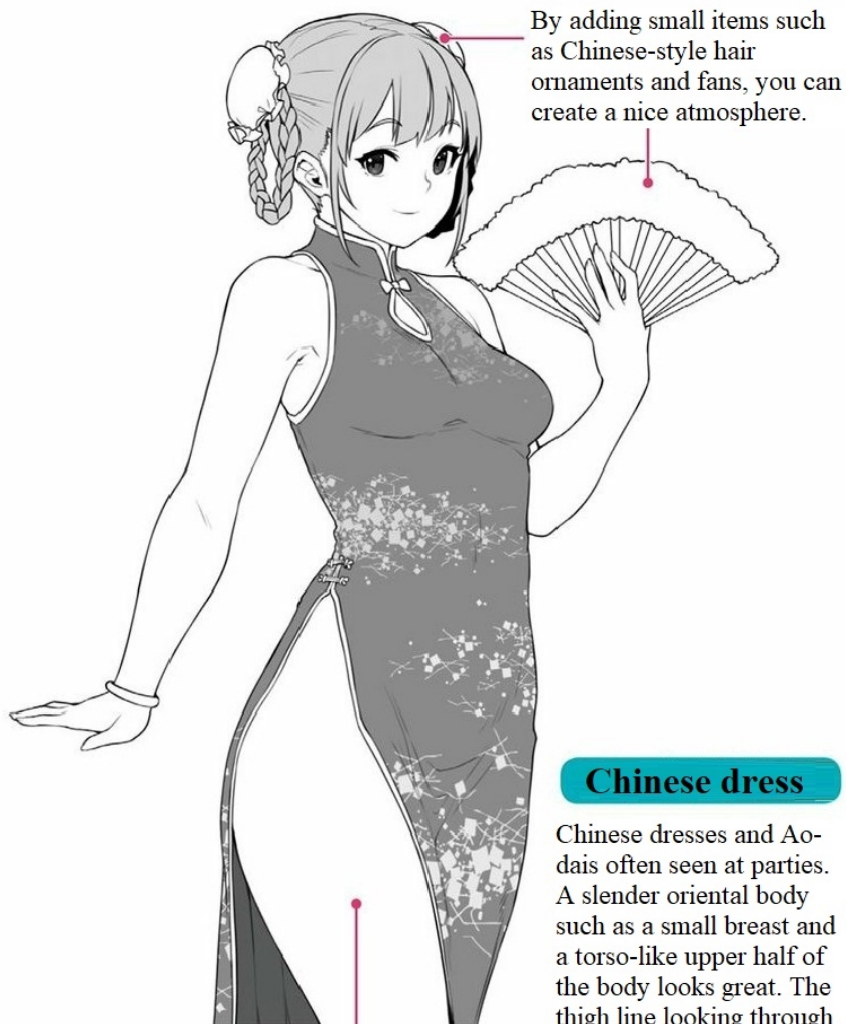
Bunny clothes

One of the features of the high leg, the point when drawing bunny clothes is the line from the waist to the thighs. It is important to draw with a sense of femininity. Also, just draw one bust line vertically on the chest for a sexy look.



Party costumes clean the body line

When drawing a woman in a unique costume at a party, it is important to capture the characteristics of the costume and produce a femininity. Because it is an extraordinary place, let's create bold costumes and a naughty atmosphere.



Chinese dress

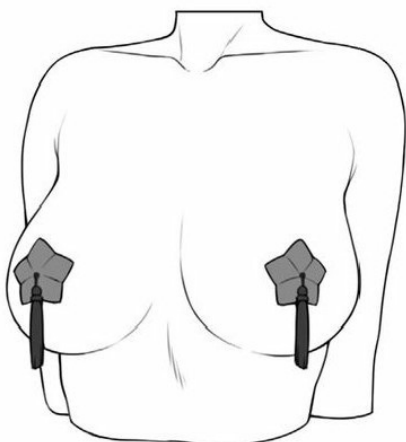
Chinese dresses and Aodais often seen at parties. A slender oriental body such as a small breast and a torso-like upper half of the body looks great. The thigh line looking through the slit is sexy.

The thigh line exposed from the slit is fascinating. In addition, it's a sexy point that is impressive because it's a cheongsam dress with little exposure.



Bondage costume

Bondage clothes seen at costume parties. The contrast between the hard enamel texture and the firm skin quality of women is sexy.



Nipple accessories

Nipple accessories that appear at sexy parties. There are types that only cover the nipple and those that cover the nipple with a chain extending from the neck like a necklace.

one point

The restrained sexy feeling is rather attractive

- For example, in China clothing, the skin is only exposed on the slit, but on the contrary, it is more sexy than the more exposed costume.
- Panchira is more excited than underwear. It is also important to draw a naughty girl to master how to draw without exposing the breast and hips too much.

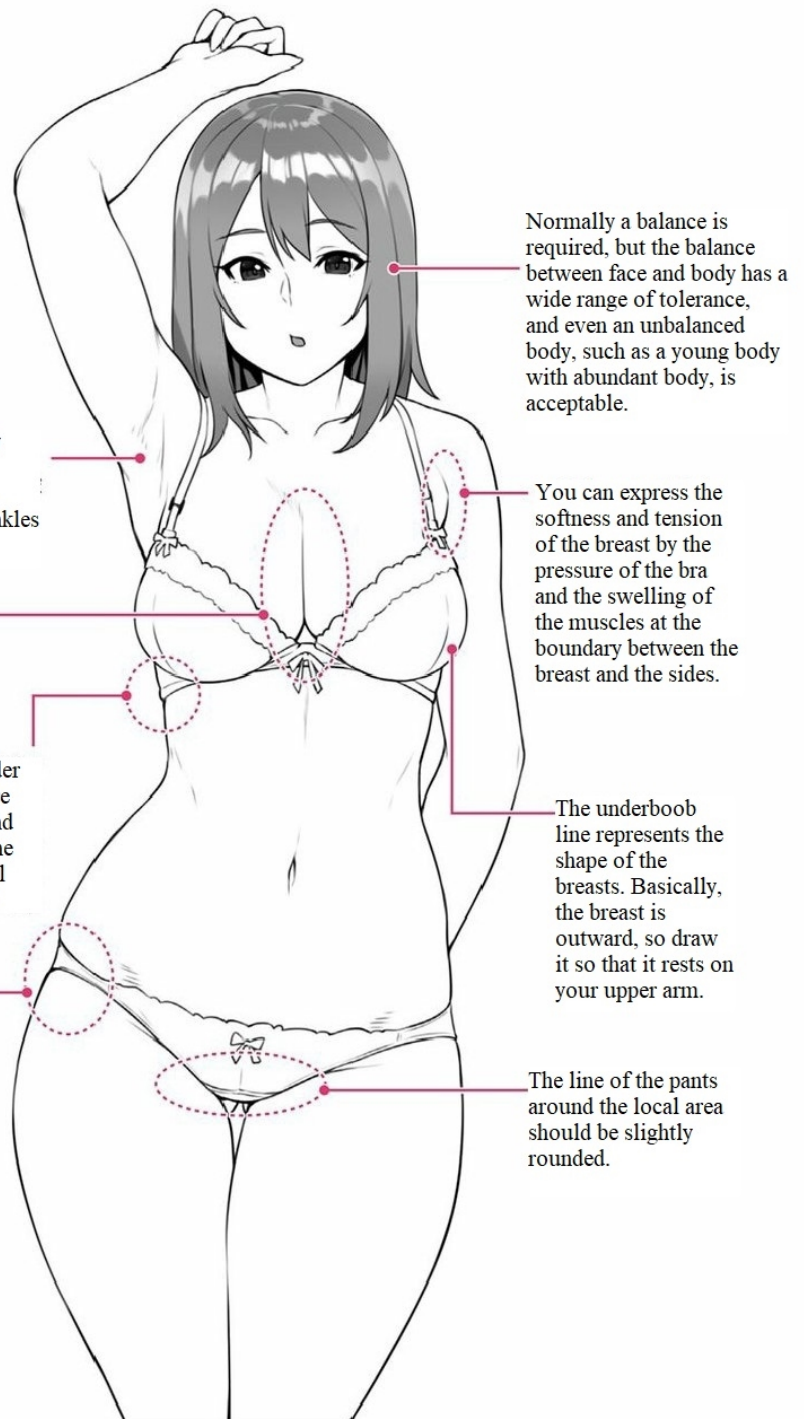
Let's charmingly draw a woman in underwear

It is a sexy cut for women, which is restricted in uniforms and suits, but in underwear and swimwear, on the contrary, observation and depiction are required. Here, we will consider the points to make you more sexy and sexy.

Make the most of chillism (glimpse)

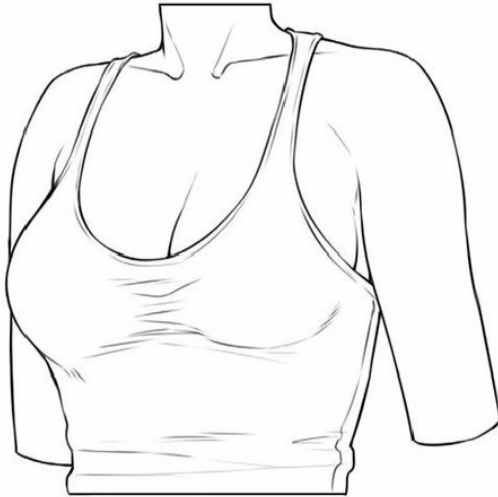
Make your body more attractive with underwear

Considering underwear and swimwear as the minimum parts that cover the body, it can be said that the shape of the underwear itself is the "body shape" or the "body condition" such as tension or bulge. Make full use of items called underwear and acquire the skills to maximize the appeal of women.



Attractiveness of glance by tank top

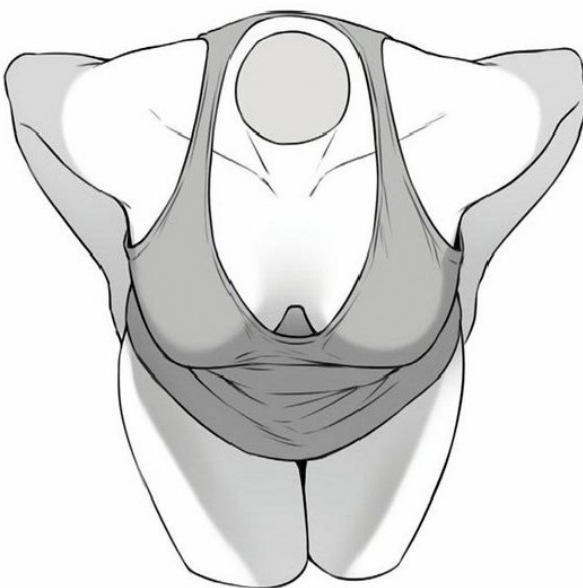
The glance Inspires your imagination and makes you look more sexy and horny. For example, a case that wears a tank top or lingerie without wearing a brassiere. You can make the hidden breast look more attractive by drawing enough details of the breast.



When drawing track and field athletes in a fascinating manner, the shape of the breast that attracts you through the tank top, the tightness of the breast depending on the wrinkle in the center, and the gloss of the exposed valleys are the sexy points.



When drawing a woman in thin clothes that is wet with rain, even if you do not draw the nipple properly, the line of clothes that hangs from it creates a flickering effect, further enhancing the presence of the nipple.



A representative of glance, which can be done depending on the viewing angle, is the cleavage seen from above. The breasts that look glimmering when the classmates bend over during physical education can attract delusions.



"Side of the breasts" and "exposed breasts" appear from doughed shirts and underwear. It can be more erotic than drawing the sides of the breast itself.

Let's put out a naughty line using underwear

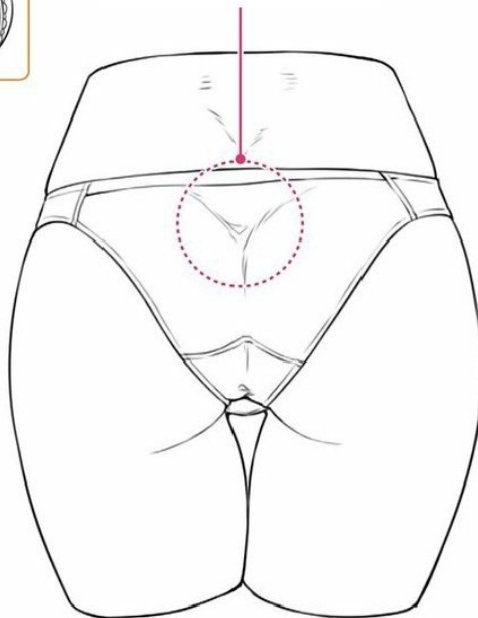
Because there are restrictions on sexual expression, it is important to be able to draw beautifully and sexy while hiding body lines and local areas. By using underwear, you can draw more feminine parts, such as breast and hip lines, in a more erotic manner.



The beauty of the shape of the breast is expressed by the underwear line. You can improve the sexy degree by drawing the state that the nipple is protruding on the surface of the brassiere or by using a sexy brassiere.



By drawing wrinkles on the underwear so that the shape of the hips can be seen, the image of the covered hips is enhanced. Sometimes it looks erotic because it is hidden and invisible.



Choose the underwear to draw according to the situation you want to draw. When I draw a sporty female student, I keep the decoration around one point, and when I want to draw sexy, I add frills.

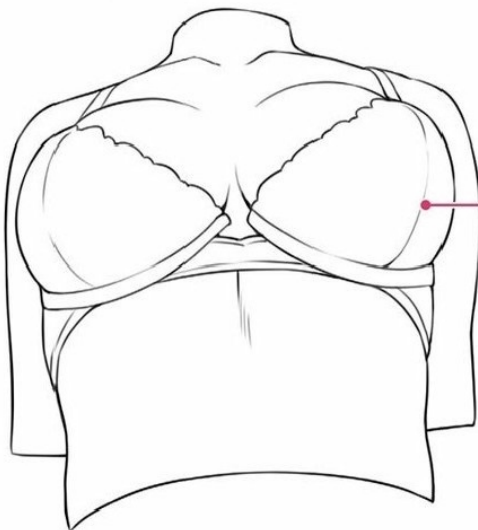


Woman in underwear seen from various angles

If you draw a underwear, not only from the front, the side or above, there is also a situation as seen from below. Make sure you remember what the shape of your breast or bra will look like.

Angle from below

It can be seen in cases where a woman in a swimsuit passes by while lying down at the pool or beach.



Bra seen from below.
The entire breast looks like a hemisphere centering on the bulge of the underboob.

The tension is expressed by drawing up the breast part at the boundary with the brassiere. The plump feel of side breasts and top breasts is also erotic.

Diagonal line

At an angle that makes it easy to express the size and shape of the breast, you can easily describe the tension and sag.



Looking from above

This is the angle when a woman sitting on a chair or seat is seen from above.

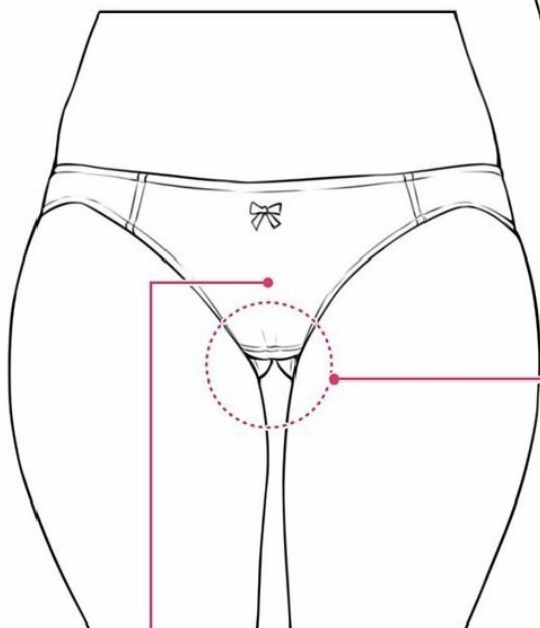
The larger the breast, the longer the valley line, and the wider the shoulder line to the breast tip.

How to draw a local peep through the pants

The upskirt scene, in which the skirt can be seen only in the wind, is a source of excitement, but what is important in the depiction at that time is that the appearance of the local part differs depending on the angle. Make sure you draw carefully to see how the posture of a woman changes depending on the posture.

Local view from the front

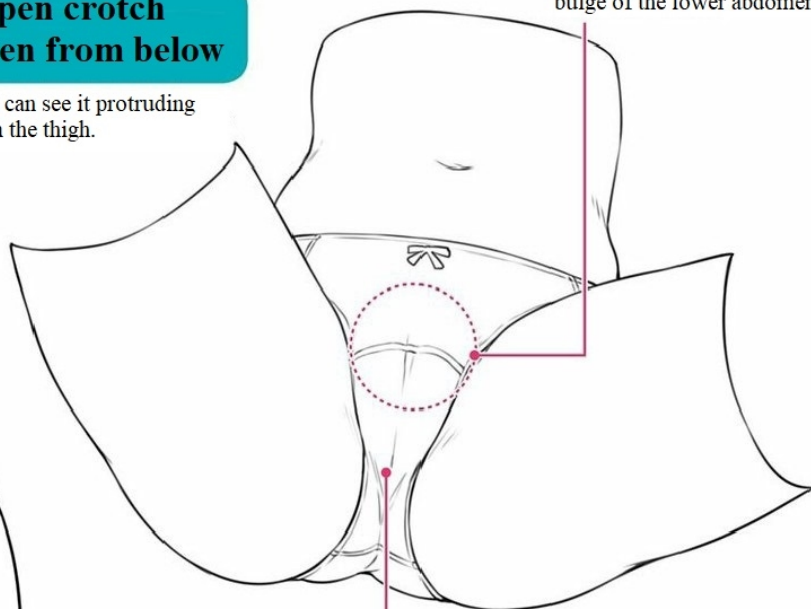
I can see my butt.



From the front of a standing woman, her crotch is slightly swollen, and the swelling of the mound is not noticeable.

Open crotch seen from below

You can see it protruding from the thigh.



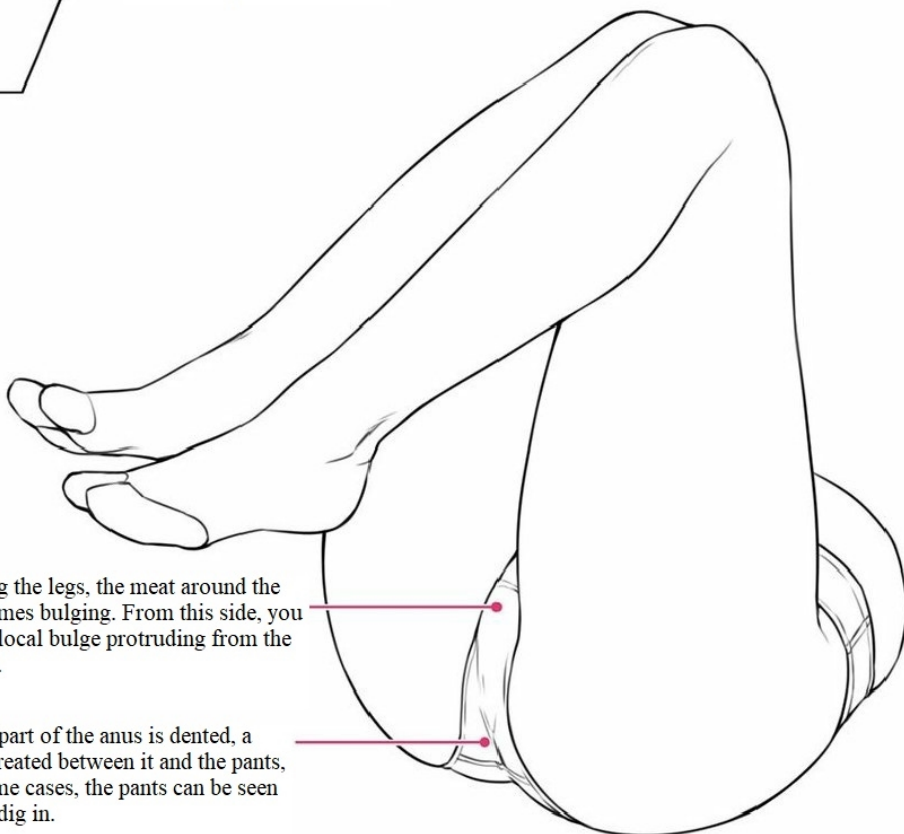
The part called the mound of the upper part of the female genitalia rises, and there is a recessed part between the bulge of the lower abdomen.

In the case of men, the buttocks cannot be seen through the crotch due to male organs, but in the case of women, the meat on the left and right under the buttocks may be visible.

By opening your legs, the big labia on the left and right of the female genitals are opened, and it becomes like two tarakos (Pollock roe) arranged side by side, making it easier for streaks to enter the center.

Side view from below

You can see it protruding from the thigh.



By closing the legs, the meat around the area becomes bulging. From this side, you can see a local bulge protruding from the thigh line.

Since the part of the anus is dented, a space is created between it and the pants, and in some cases, the pants can be seen as if they dig in.

Shape and appearance of pants

Let's know the difference between the shape and impression of pants

It would be a big discomfort if a woman under adolescence wore String, or a woman in her twenties wore underpants. You will be required to choose underwear that matches the character you draw. Here, let's look at the difference in their typical shapes.

Low leg / Roregu

[Main target]

Over 40s or before and after elementary school

An antonym of high leg, with a low leg position, little exposure, and suitable for mature women. The paw is the space that extends from the side of the thigh to the pelvis, and the high leg is the state where the paw is raised.



Low rise / Hipster

[Main target]

Sporty young woman

It is a type with a shallow rise rather than the leg side, and the characteristic is that the length from the crotch to the waist is short. Perfect for wearing jeans and shallow pants.



Tanga

[Main target]

20s and 30s who are particular about fashion

Shorts worn by female dancers of Samba Carnival Pasista, a type of T-back [String] (Japanese English). The butt is exposed.



Ultra low rise

[Main target]

I want to make it sexy 20s to 30s

It is a low-rise version that has an extremely low rise and allows the genitals to be barely hidden.



Let's master feminine poses and gestures

Not only physical depiction techniques are needed to express femininity. As seen in Japanese dance and Kabuki female dance, it is also important to have the ability to add feminine behavior.

Learn the basics of standing poses

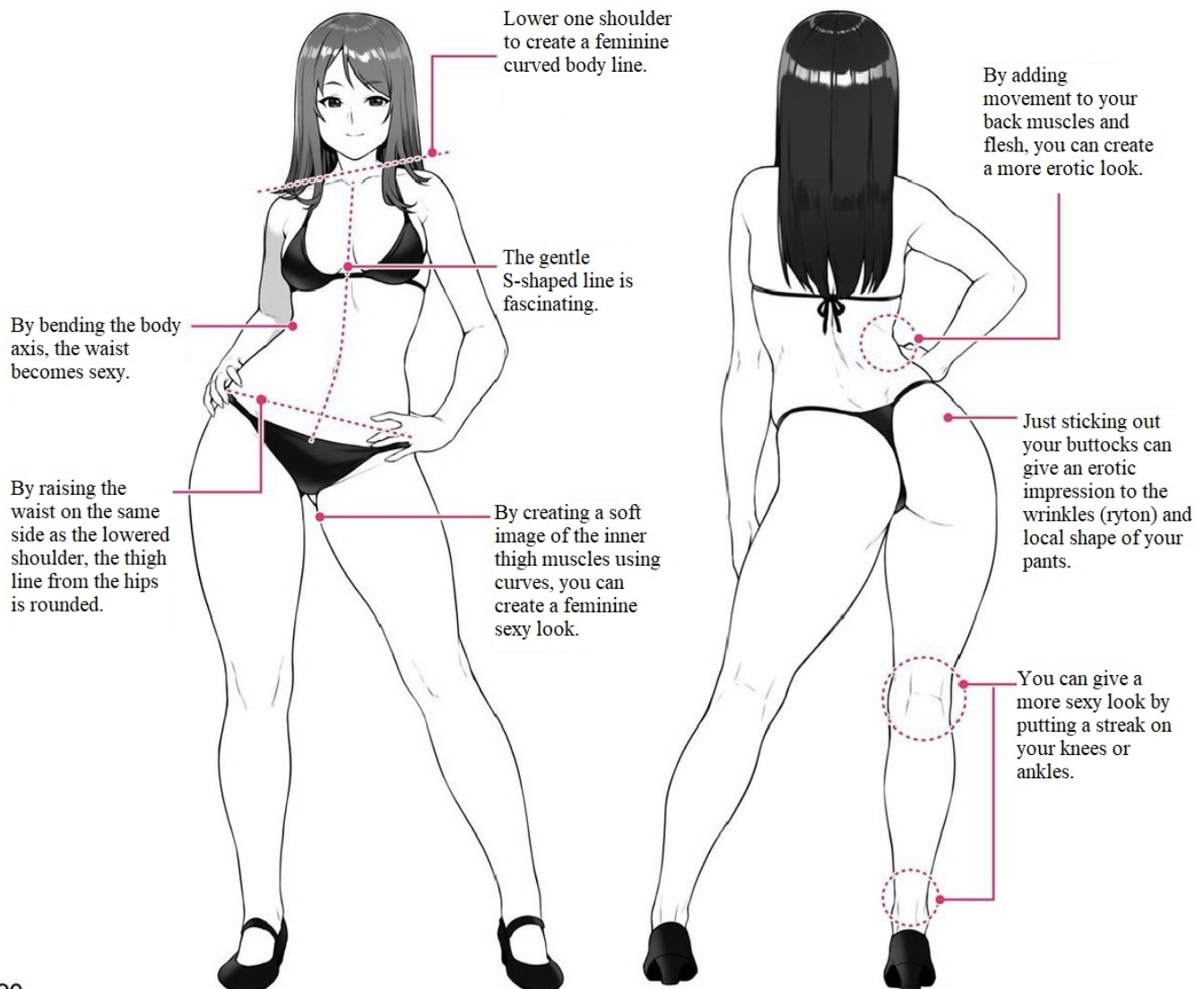
Let's keep in mind the S line

One of the model's poses, a standing figure that allows you to twist the body line naturally by putting one leg forward is feminine. In addition, even in the standing pose, which is considered to be masculine, it looks feminine by sticking out one waist and making use of the feminine lines as shown in the figure below.

one point

The trick to draw the S-shaped line

A gentle S-shaped body axis creates a feminine body line. You can draw a natural S-shaped line by lowering one shoulder and raising the waist on the lowered side.

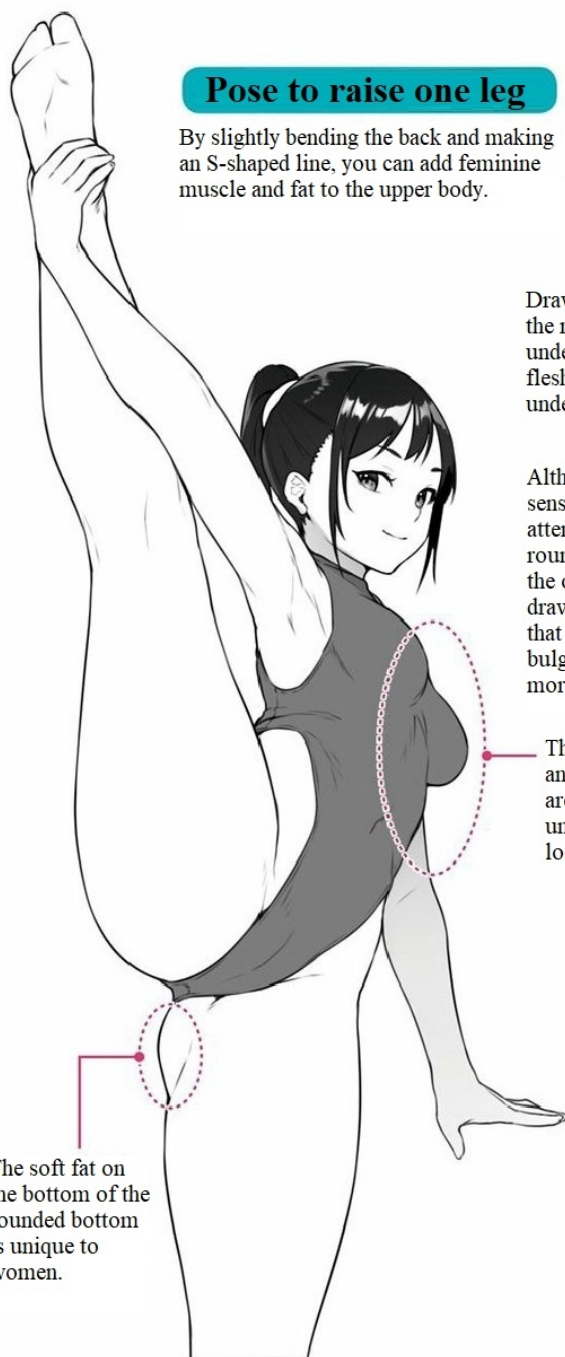


Let's learn femininity to show in motion

By capturing the curved movements of the woman, focusing on the upper body, a more feminine depiction is possible. The point is to add feminine muscle movement to the body axis.

Pose to raise one leg

By slightly bending the back and making an S-shaped line, you can add feminine muscle and fat to the upper body.



The soft fat on the bottom of the rounded bottom is unique to women.

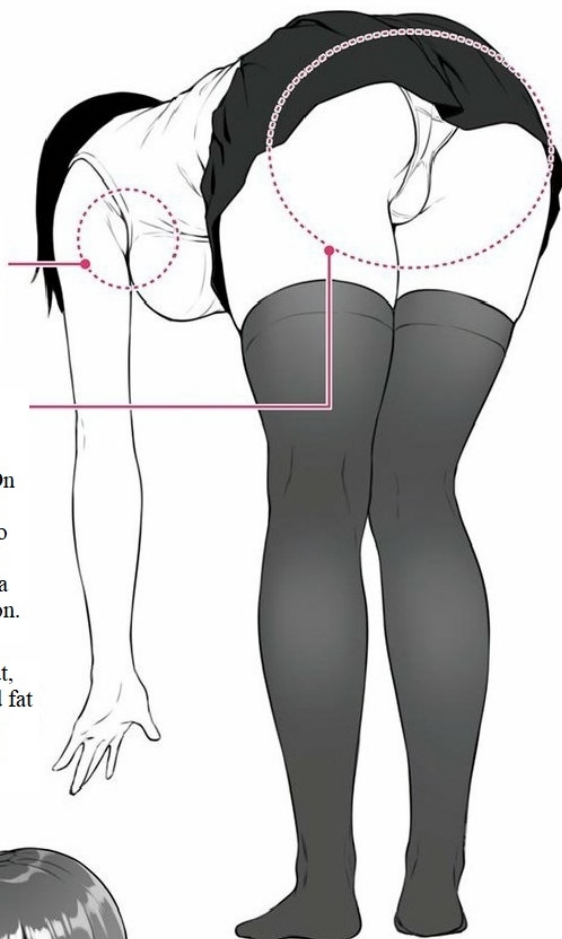
Draw carefully with the roundness of under breasts and the flesh of the underarms.

Although the butt is sensual, I also pay attention to the fat roundness attached. On the other hand, if you draw the local parts so that they appear to be bulging, you will get a more erotic impression.

The breasts stick out, and the muscles and fat around the hem are uneven so that they look sexy.

Bent forward pose

It is important to express the contrast between the sensual protruding buttocks and the soft local area.



The S-shaped protruding breasts appear white and swelling due to the light hitting them compared to the surrounding area, increasing the presence of the breasts.

Leaning forward pose

By stretching your back and making it an S-shaped line with protruding buttocks, the pose will naturally stand out.

Let's draw a cute sitting pose

By combining curved movements in the upper body and legs, the femininity is improved. It is important to think about how the muscles and fat in the breasts and legs change as you bend your body.

one point

Focus on the upper body S-shape + limb assembly

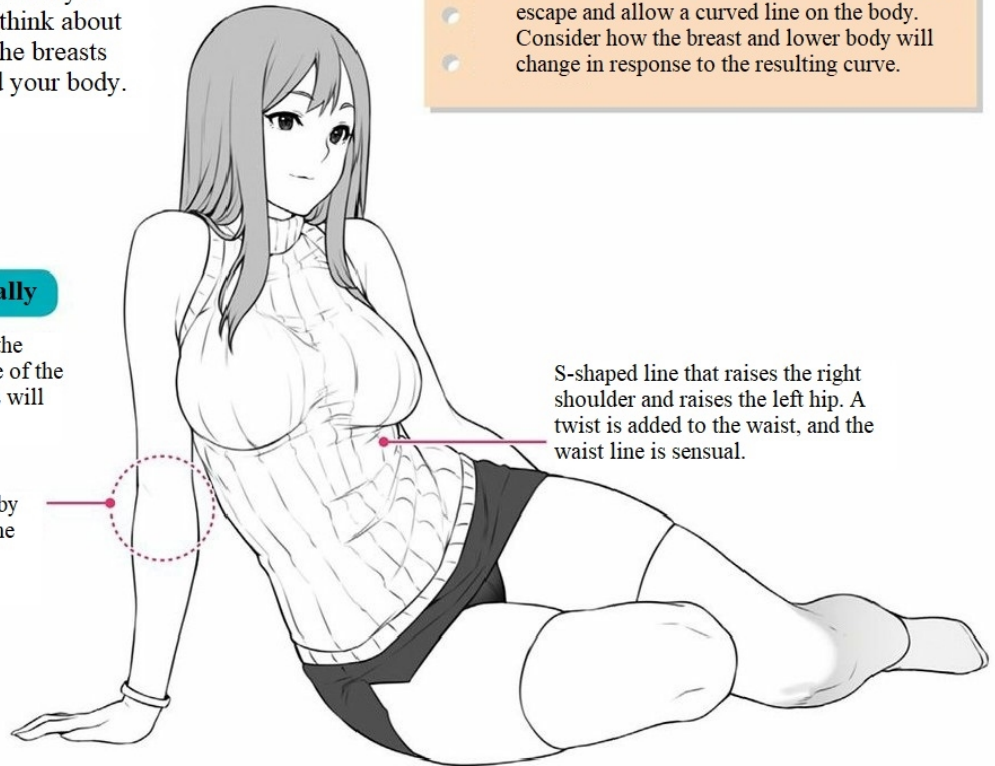
In contrast to the symmetrical and masculine cross-legged sitting, women allow their legs to escape and allow a curved line on the body. Consider how the breast and lower body will change in response to the resulting curve.

Sitting diagonally

By adding a twist to the upper body, the shape of the breast and other parts will change.

It becomes feminine by making the joint of the extended arm a little monkey arm.

S-shaped line that raises the right shoulder and raises the left hip. A twist is added to the waist, and the waist line is sensual.



Standing crouching pose

S-shaped line with a stretched back and protruding butt. Draw a feminine shape of the thighs and calves that collapse when crouching.


Sitting pose with one knee up

A pose in which one knee is raised and in contact with the breast. Let's draw it while being aware of the rattan's interference and how it applies power.

Draw the hips as if they were sticking out to give them a sense of presence.

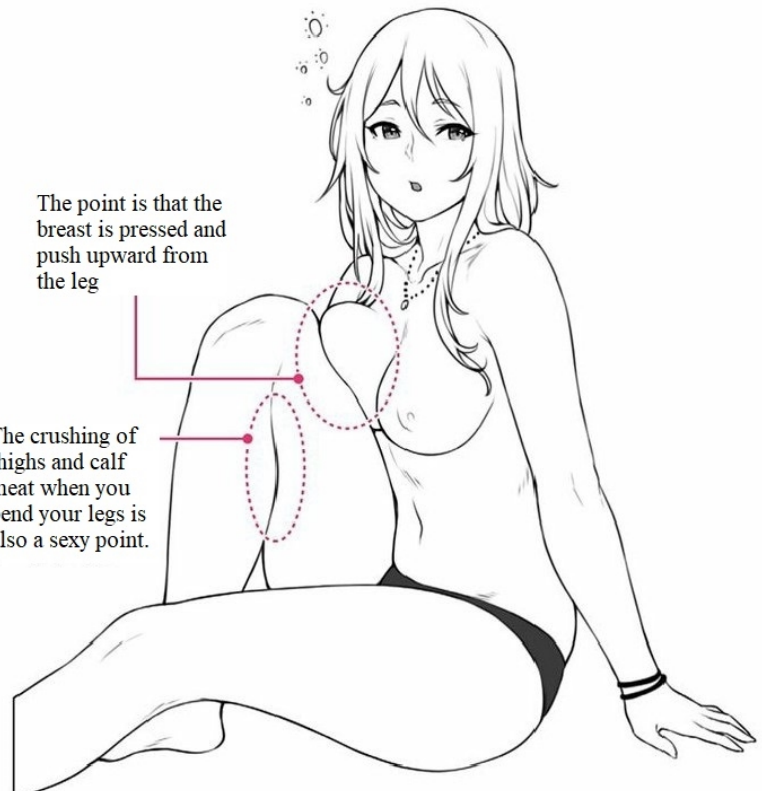
Squatting causes the thighs and calves to come into contact with each other, causing deformation due to pressure.

By turning both toes inward, the femininity is enhanced.



The point is that the breast is pressed and pushed upward from the leg.

The crushing of thighs and calf meat when you bend your legs is also a sexy point.



Physical education sitting pose

In the pose of sitting in the gym,
the point is how to draw sexy
lines of the crotch and legs.

The big point is how you can
draw the bulge of the local
part with an etch. Let's
devise it using shadows and
stripes. A woman's feature is
that wrinkles tend to form on
the boundaries between the
thighs and the buttocks.

The bottom line is also
important. It is a good idea to
draw a solid image of the lines
from the invisible body.

Sitting posture seen from behind

Compared to men who have a
torso-like shape and their hips do
not rise so much, a woman who is
more likely to have an S-shape
from the shoulders to the hips
looks like her buttocks are
protruding when she sits down.

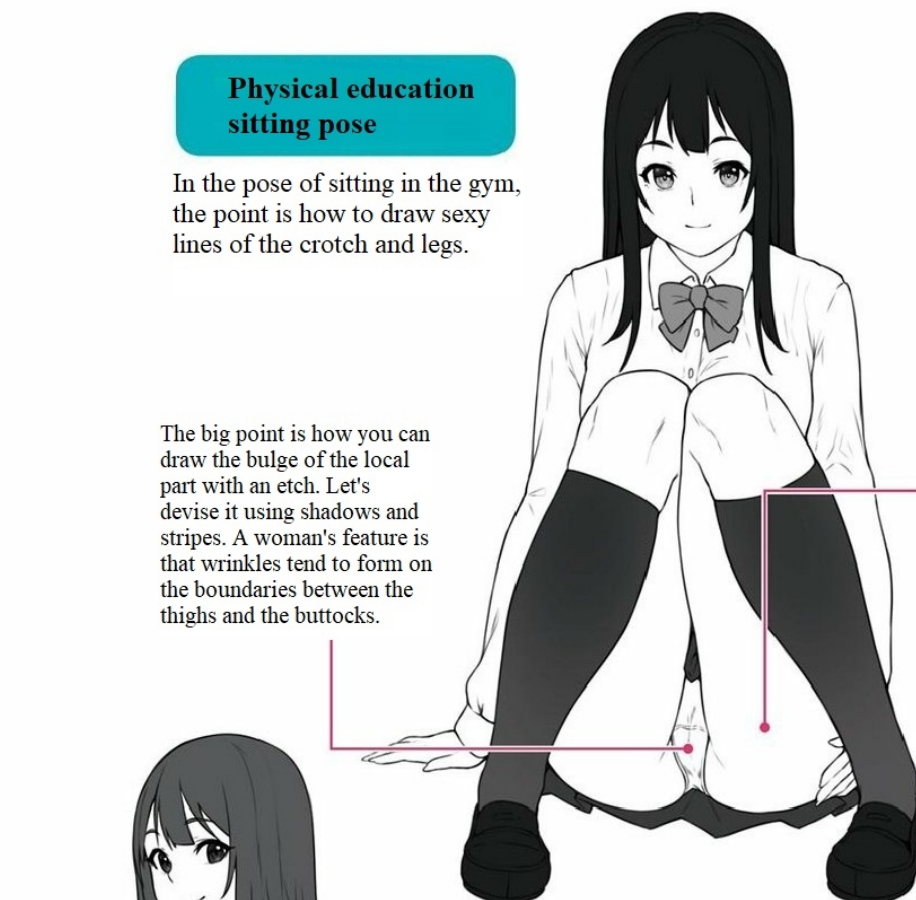
Pose when sitting on a chair

Women generally close their
knees when sitting in a chair.
The point is the line of the
closed foot. It's less rugged
than men, so it's important to
draw a smooth line of fat feet.

The waist is thin and
constricted, so the hips
look even larger.

It is important to
be able to draw the
texture of fat that
covers muscles
with smooth lines.

When you sit down, the
line from your hips to
your thighs is rounded.



Be careful of perspective when lying down

When drawing a lying pose, not only from a bird's-eye view or sideways, but also from the front or bottom. It is necessary to be aware of the perspective from which perspective to draw.

one point

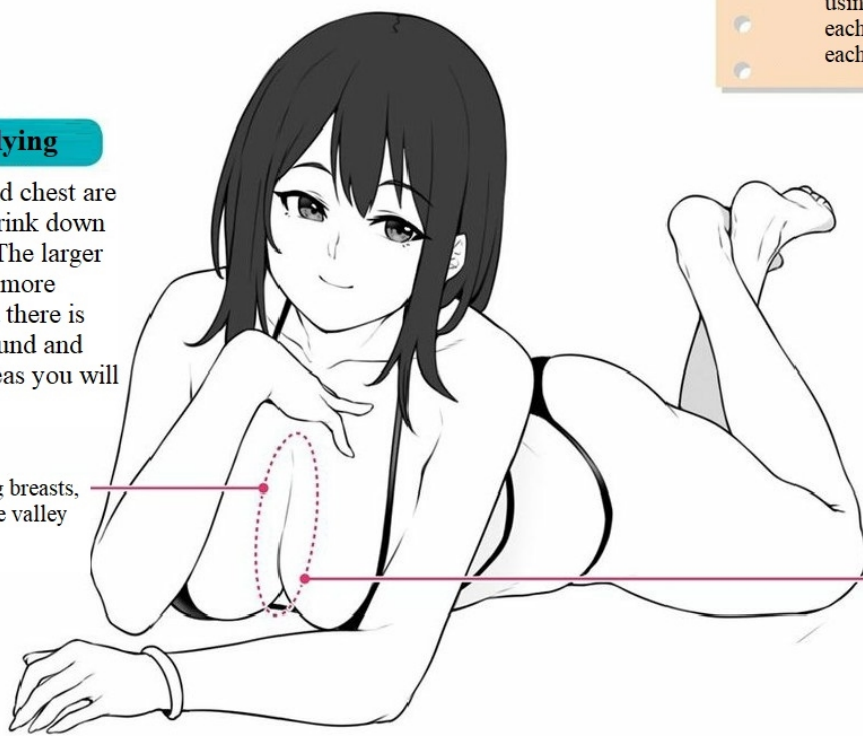
Take a solid Pose sketch

The whole body is boxed according to the viewing angle and divided into head and body using perspective. Draw to fit each part within the range of each division.

Half lying

The head and chest are large and shrink down to the toes. The larger the cup, the more contact area there is with the ground and the more areas you will draw flat.

If you have big breasts, you can see the valley line longer.



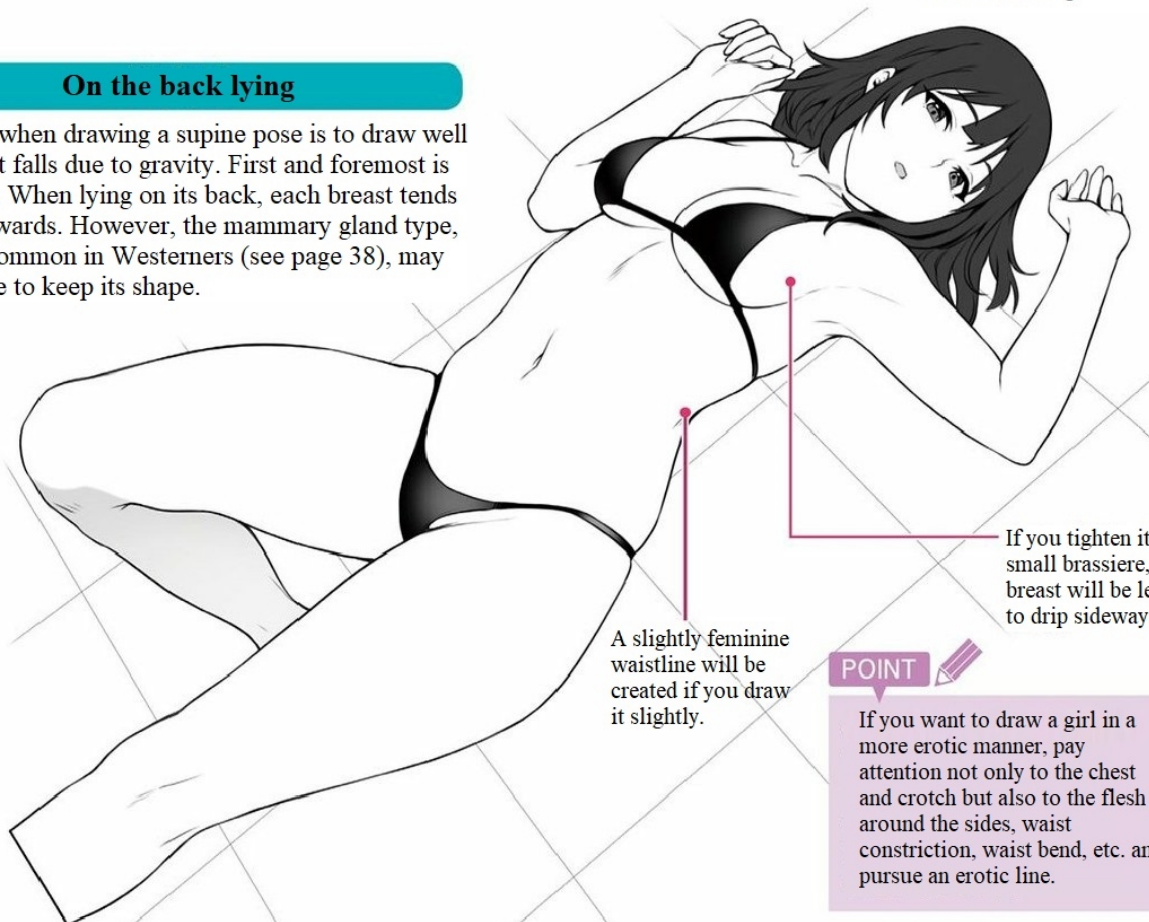
Try to draw the valley line clean



The deep valleys are thickened and the top is made thin lines or shadows to give the breast a volume feeling.

On the back lying

The point when drawing a supine pose is to draw well the fat that falls due to gravity. First and foremost is the breast. When lying on its back, each breast tends to sag outwards. However, the mammary gland type, which is common in Westerners (see page 38), may not be able to keep its shape.



A slightly feminine waistline will be created if you draw it slightly.

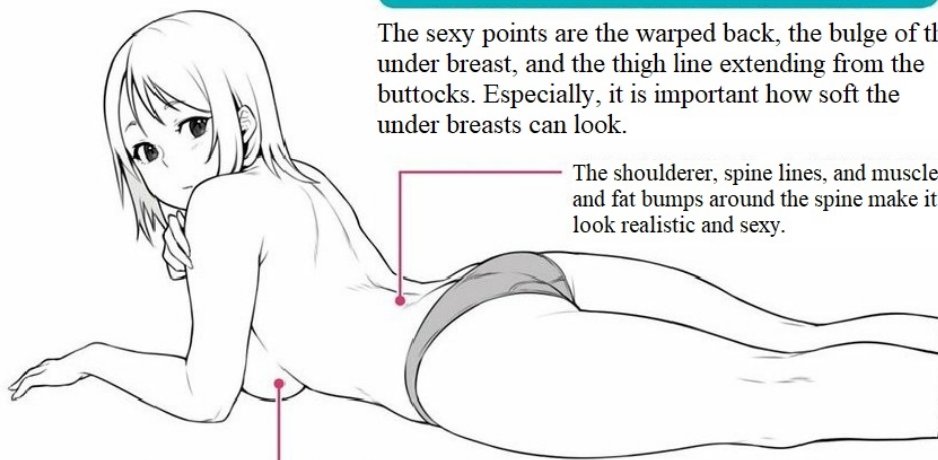
If you tighten it with a small brassiere, the breast will be less likely to drip sideways.

POINT

If you want to draw a girl in a more erotic manner, pay attention not only to the chest and crotch but also to the flesh around the sides, waist constriction, waist bend, etc. and pursue an erotic line.

Half lying pose from bird's-eye view

It is a pose that often appears, such as lying down and reading. If you want to draw more sexy, wear a tank top and draw the breast that you can see from the side gap.



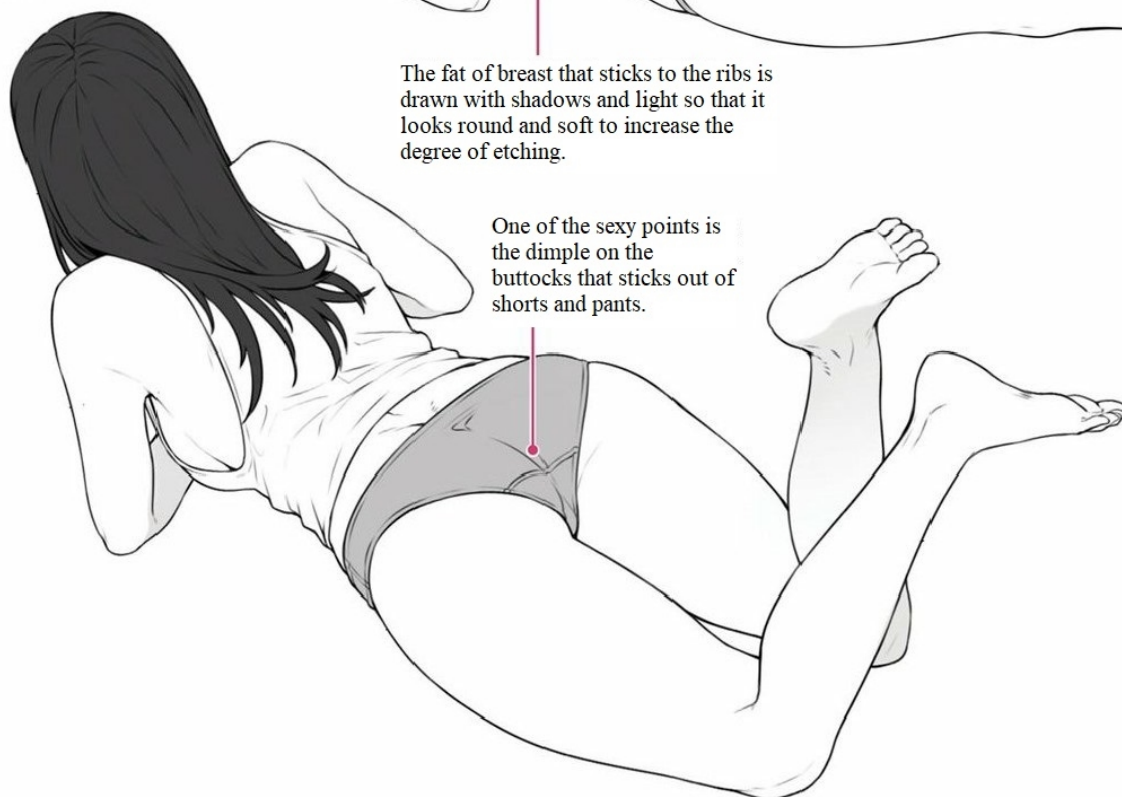
Half lying pose seen from diagonally behind

The sexy points are the warped back, the bulge of the under breast, and the thigh line extending from the buttocks. Especially, it is important how soft the under breasts can look.

The shoulderer, spine lines, and muscle and fat bumps around the spine make it look realistic and sexy.

The fat of breast that sticks to the ribs is drawn with shadows and light so that it looks round and soft to increase the degree of etching.

One of the sexy points is the dimple on the buttocks that sticks out of shorts and pants.

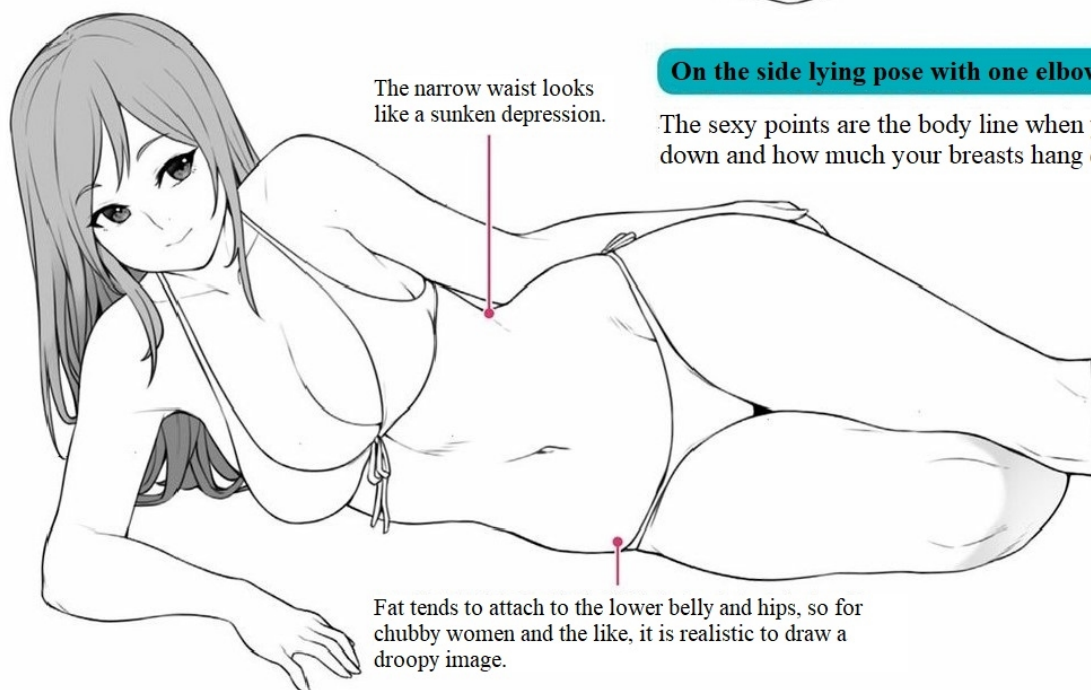


On the side lying pose with one elbow support

The sexy points are the body line when you lie down and how much your breasts hang down.

The narrow waist looks like a sunken depression.

Fat tends to attach to the lower belly and hips, so for chubby women and the like, it is realistic to draw a droopy image.



Let's master the sexy pose

Learn the composition of sexy poses, seduction poses, and gravure classic poses seen by men so that you can use them in various situations.

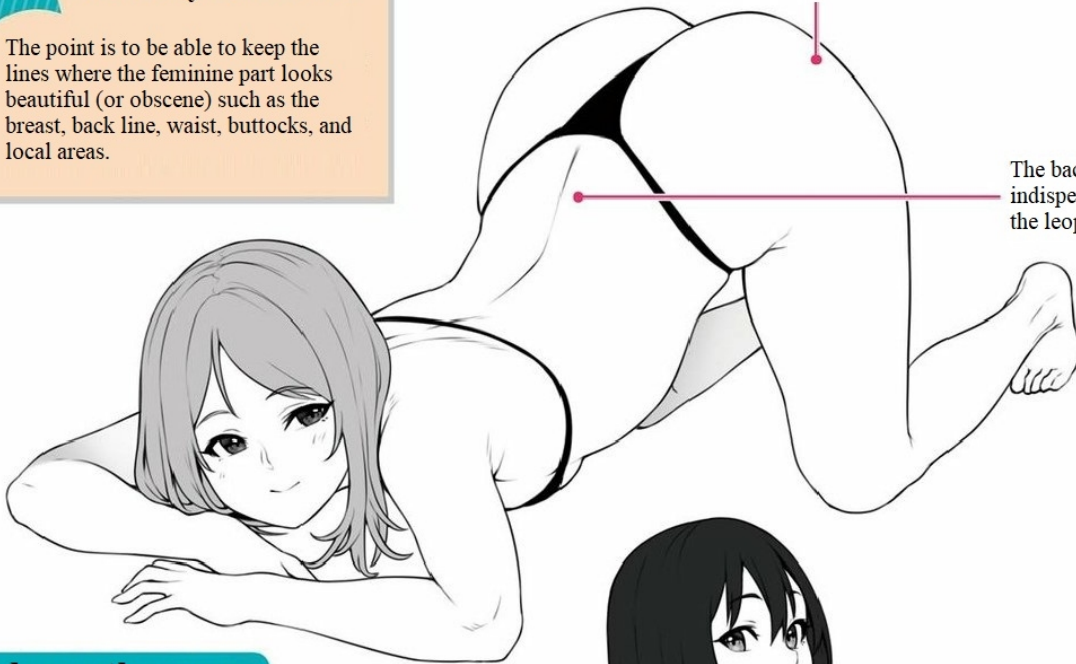
one point

Attractive and beautifully feminine line

The point is to be able to keep the lines where the feminine part looks beautiful (or obscene) such as the breast, back line, waist, buttocks, and local areas.

The butt that pushed up is one of the postures where the sexyness increases.

The back line that is indispensable for the leopard pose.



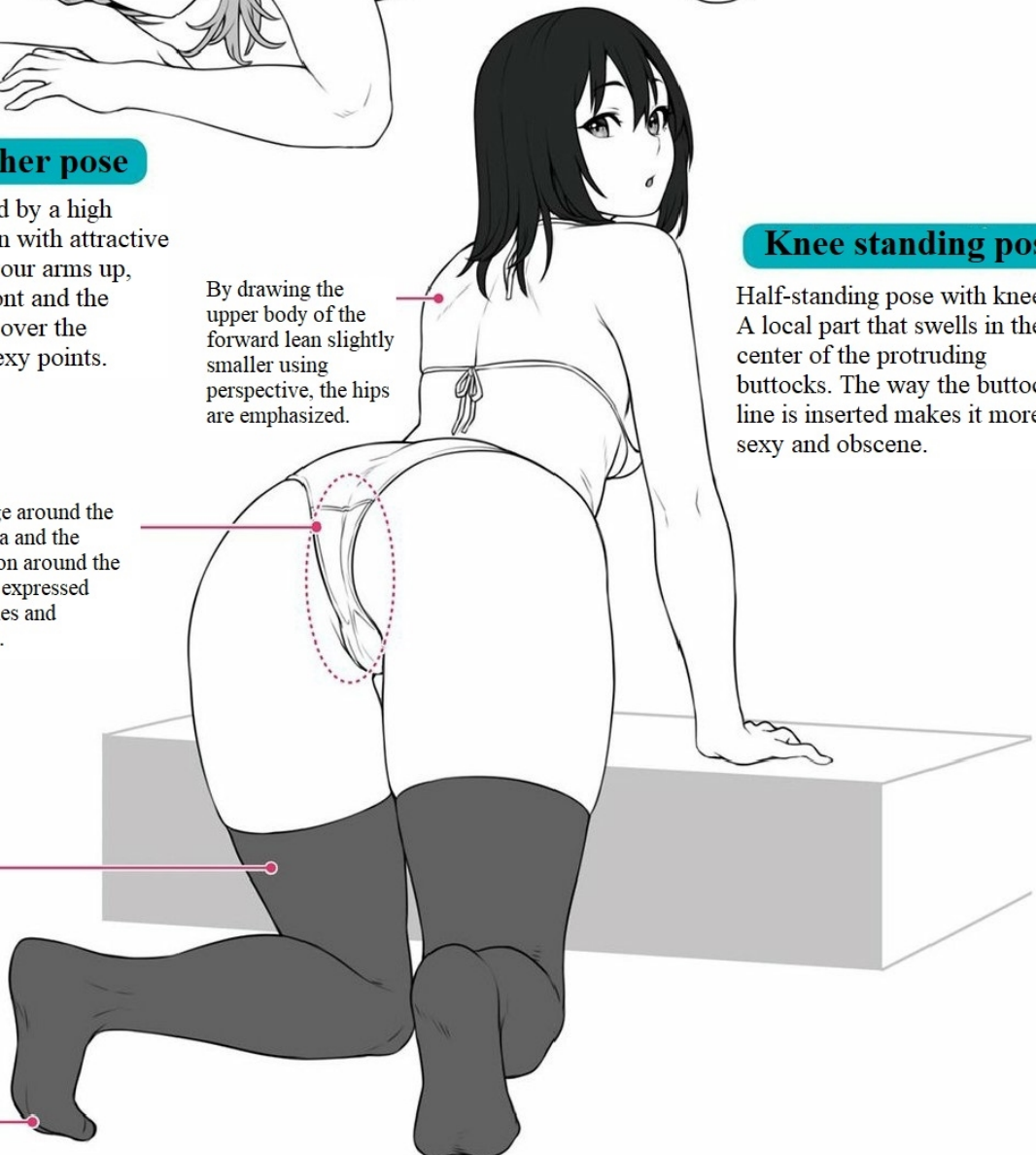
Female panther pose

A pose characterized by a high buttocks. For women with attractive breasts, by putting your arms up, the breasts in the front and the buttocks protruding over the shoulders become sexy points.

By drawing the upper body of the forward lean slightly smaller using perspective, the hips are emphasized.

The bulge around the local area and the depression around the anus are expressed using lines and shadows.

Also pay attention to the thigh, calf, heel and toe angles.



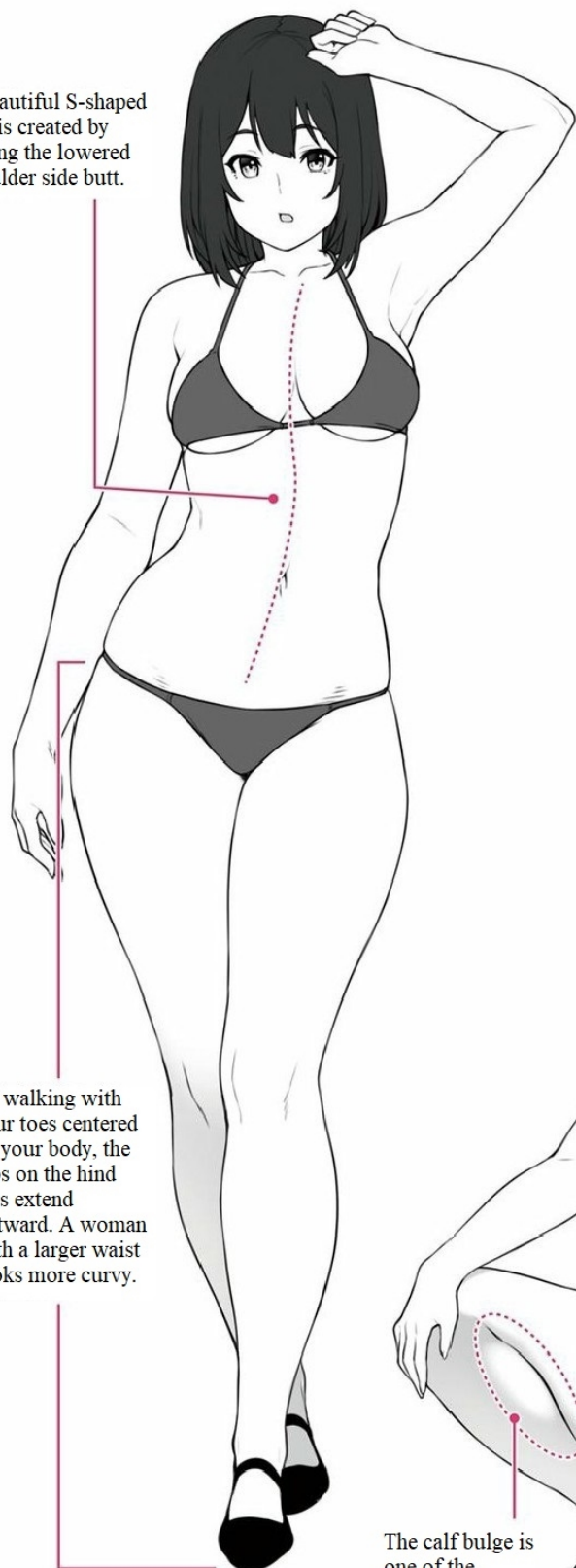
Knee standing pose

Half-standing pose with knees. A local part that swells in the center of the protruding buttocks. The way the buttocks line is inserted makes it more sexy and obscene.

Walking pose

One of the feminine ways to walk is the Monroe Walk, where you swing your hips left and right. In order to walk cleanly, the left and right legs move in a straight line like a model, but at this time, a woman with a large waist appears to have left and right hips swinging.

A beautiful S-shaped line is created by raising the lowered shoulder side butt.



By walking with your toes centered on your body, the hips on the hind legs extend outward. A woman with a larger waist looks more curvy.

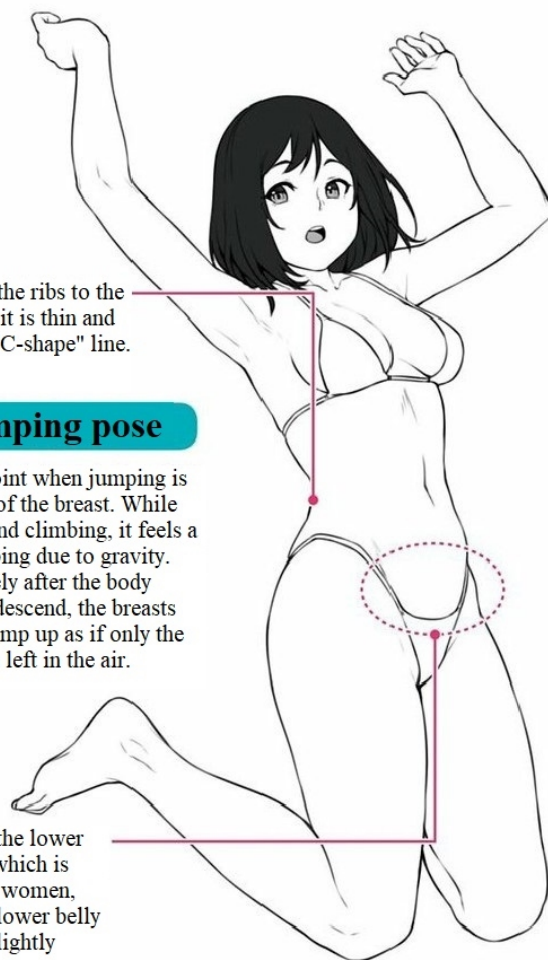
The calf bulge is one of the attractions.

From the ribs to the waist, it is thin and has a "C-shape" line.

Jumping pose

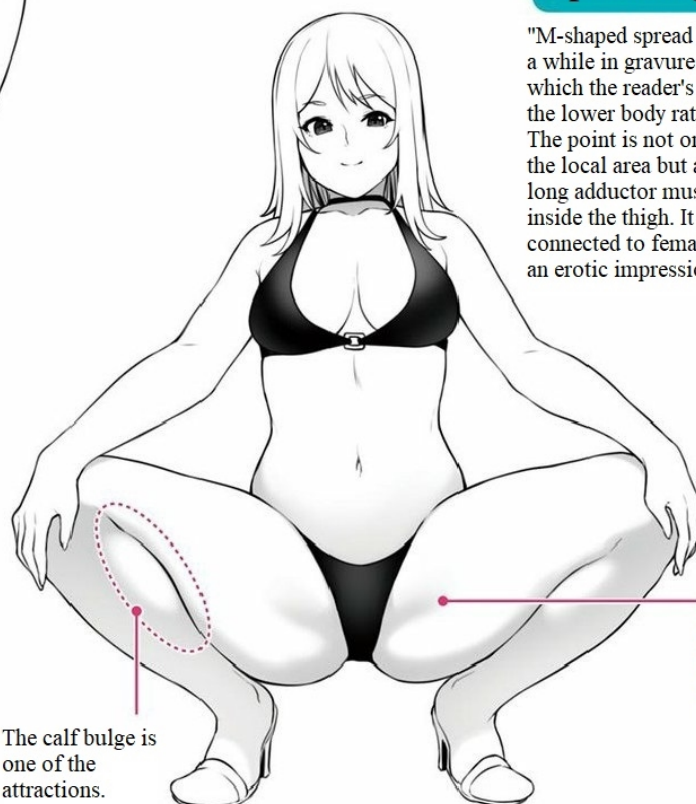
The big point when jumping is the shape of the breast. While jumping and climbing, it feels a little dripping due to gravity. Immediately after the body begins to descend, the breasts seem to jump up as if only the breast was left in the air.

The fat on the lower abdomen, which is peculiar to women, causes the lower belly to appear slightly swollen.



M-shaped pose spreading legs

"M-shaped spread legs" that I did for a while in gravure. It is a posture in which the reader's gaze is focused on the lower body rather than the breast. The point is not only a depiction of the local area but also a streak of the long adductor muscle that stretches inside the thigh. It seems to be connected to female genitals, giving an erotic impression.



A long adductor muscle line that can be opened when the legs are opened.

Just trace to improve
your drawing power!

Tracing and drawing let's try it



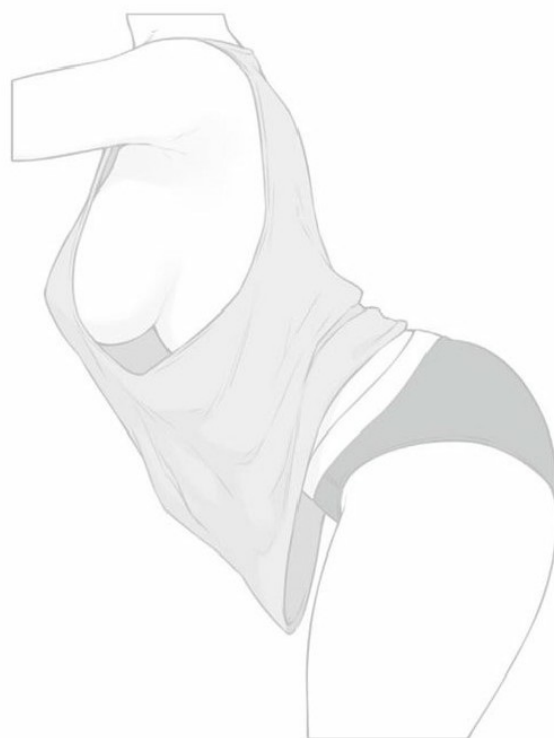
CHAPTER 1
How to draw a woman
you want to keep

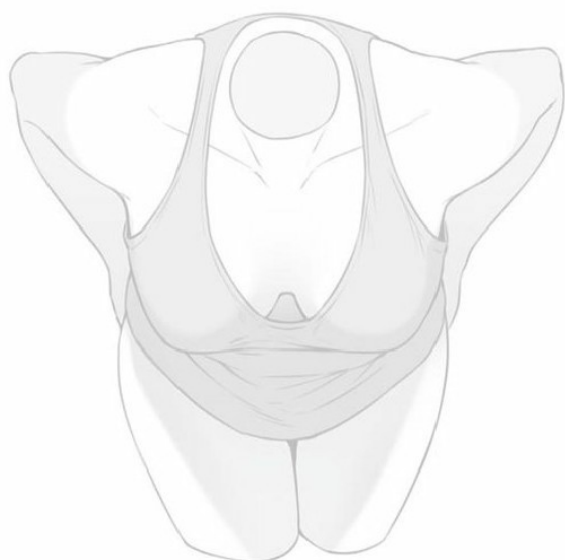
CHAPTER 2
About the body
parts of girls

CHAPTER 3
To make girls look
more sexy

CHAPTER 4
Let's draw a girl for
each character

CHAPTER 5
Light, shadow and color
that give a 3D effect







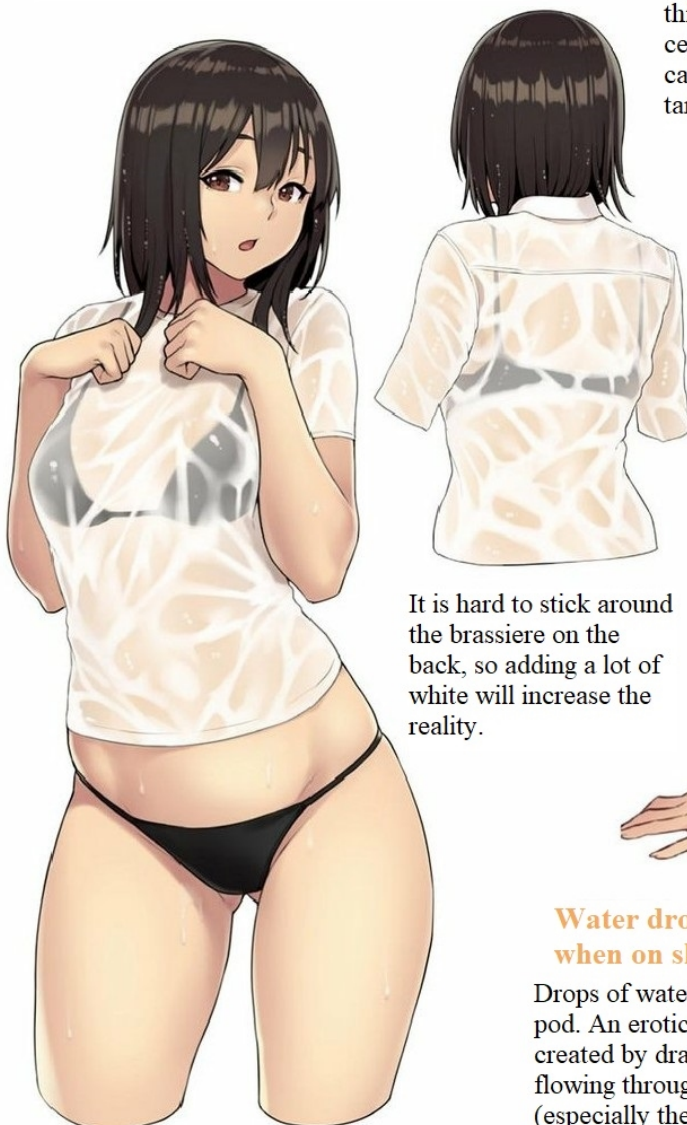
More erotic with water and luster

As a feminine body, it is characterized by roundness as a whole, bulging breasts and hips, smooth joints without lumps, and narrow neck (wrist, ankle) relationships. However, it is important not only to look like this, but also to be able to draw a feminine texture. In general, fat tends to stick more easily than men, so women's skin tends to be smooth and moist, and how to express this property is important for adding depth to pictures and stories.

For richer expressions, we recommend using water, bubbles, sweat, gel, etc. You can create a feminine moisturized and sexy feel by giving your lips a glossy gel-type lipstick and giving a wet feeling by shower water flow or water drops.

Be transparent with wet clothes

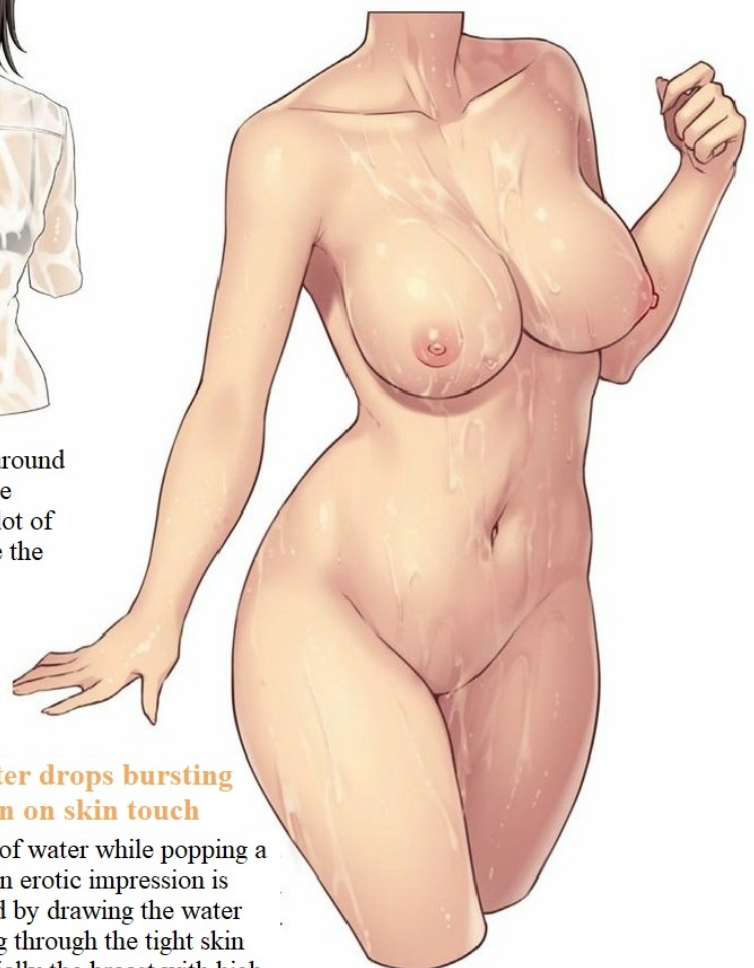
The clothes that stick to the skin, such as girls in uniforms that are exposed to the rain, create a moist and erotic look that is transparent. By wrapping it in an cellophane, you can inspire your imagination.



It is hard to stick around the brassiere on the back, so adding a lot of white will increase the reality.

Precise with the glossiness of the gel

Lips that are glossy and wet with a gel type lip. The point is to use white and color it to reflect light. In addition, by thinning the pink color in the center of the lower lip, you can finish it with a swollen tarako (Pollock roe) type lips.



Water drops bursting when on skin touch

Drops of water while popping a pod. An erotic impression is created by drawing the water flowing through the tight skin (especially the breast with high fat content).

CHAPTER

4

Let's draw different girls

The image of the appearance will change significantly due to changes in the girl's emotions and style. It is important to draw different changes in different scenes, such as changing facial expressions and hairstyles.



Let's distinguish the charm of women with 7 keywords

Women's attractions are not only physical characteristics such as breasts and buttocks, but also hairstyles, accessories, facial expressions and gestures, and feminine language. Here are 7 keywords that are useful for visual expression.

Let's create a character by drawing finely

Keyword ①

Image of "hairstyle"

Hairstyles play an important role in impressing who a character is. Choose a hairstyle that suits the character you want to draw.

Long

Speaking of long, the image of a young lady. It is a mature and elegant impression. A hairstyle that is suitable for a young lady who always appears in school etc. You can give a youthful impression by lowering your bangs.

Long-haired black hair is a hairstyle that many foreigners aspire to, as it has a lustrous, Japanese-like beauty and cleanliness.

The outfit is white with a calm tone, and dresses and long skirts look great.



With a bright and healthy image, it is the type most liked by men.

As for clothes, blouses that are easy to move, despite their merchandise, are suitable.

Semi-long

Semi-long is a safe and cooperative impression. There are few inside and out, and it is drawn as a hairstyle that suits good friends and OL (Office Lady) friends.



one point

Correct the image with body shape and clothes

In many cases, long-haired working-woman women are drawn as cool, sharp-headed characters who can work and are difficult to attach to. When drawing a ladies' lady with a gentle item, the appearance is made popular by making the figure bulky and dressing plain.

Bob

In general, Bob has a moderate casual feel and a girlish image. There is a wide range of fashion and there is a fashionable image.



There are various arrangements, such as changing the way the bangs and tips of the hair bounce, and the impression will change greatly. Hairstyles suitable for children of all ages and personalities, including sexy adults.

There are many people who have self-reliance and are not distracted by the opinions of others, and tend to rely on other people.

Outfits that are highly exposed, colorful, miniskirts, jeans, and sporty suits. With cheap accessories such as Misanga, you can create a youthful and ordinary image.

Short

It makes you imagine a lively and active person. It is a hairstyle that is perfect for characters with a sharp and crisp character such as a school club captain and office lady who can do it.



Reasonable and easy-to-move clothes look great. It is common for blouses and shirts to have chic shades, such as navy blue blazer.

Keyword 2

"Facial expression" and "pose"

Emotions such as shyness and indulgence can be said to be feminine, which is rarely seen in men. Being able to successfully express these emotions with facial expressions and poses can make women more attractive characters.

Shyness

You are in a position to close your eyes, you are not confident, and your face is naturally downward. It tends to be a frightening and embarrassed face without expressing the emotion of joy and excitement.

Her facial expression is eye-catching, and her eyes are dreadful. By adding a reddish tint to her cheeks, she can be embarrassed.



A pose that unconsciously crushes the breast. One of the tricks to erotically draw a character who can't appeal to sexy.

The gesture of touching the cheek represents embarrassment and embarrassment. It is effective to draw along with the facial expressions.

Smile

I am confident in my active behavior, with my lower jaw coming out and my face facing upwards. Let's draw it so that it is gentle and kind.

It's in a relaxed state, so I'm going to make it a little lighter and draw with less effort.



By dressing in a fluffy cloth, it makes the image even softer.

one point

Be careful of chuckles

A chuckle is a malicious or deliberately calculated C smile. By drawing the left and right corners unbalanced, you can easily make a smile. In other words, it is important to balance the corners of the mouth when drawing a smile.

Spoiled

It has a subordinate relationship with the other person, and is prone to depressing like shyness. However, in the case of grace, the gaze is toward the other person's eyes, and unlike the embarrassed expression of shyness, joy is expressed in the expression.

A shy pose turns your body away from the other person, while in a spoiled pose, you will be facing each other.



Putting your hands in front of your chest and taking the desired pose will make the composition easier to understand.

Temptation

A sexy appealing character that often appears in triangular roles. It's hard to be a protagonist, but I'd like to be able to draw temptation poses to show my presence as a powerful rival to the protagonist.

The act of touching one's lips is said to be a psychological sign that demands a sense of security. If the target person is a male, the behavior is as if inviting.



In the temptation pose, the eyes, lips, and gestures are the three major points in drawing.

one point

Rich facial expression on the lips

It is important to draw different G shapes for different lips to create a sexy look. You can draw different emotionally, such as purging your mouth and expanding your cheeks to tempt you to sweeten, or to ask for sexy with full and half mouth.



Smile and be elegant



Half-open and sexy




Stick out your tongue and expose your emotions

Keyword ③

Emotional expression of "emotion"

Even in emotional expressions of emotions, you can see feminine expressions and gestures. Generally speaking, women who have higher communication skills than men tend to use their whole body to express emotions, such as gesturing and gesturing.



Pleasure / joy

Emotional energy is outward. Banzai's pose, guts poses, jumps, etc. are sometimes used to express joy throughout the body.

Fist pump is also a device

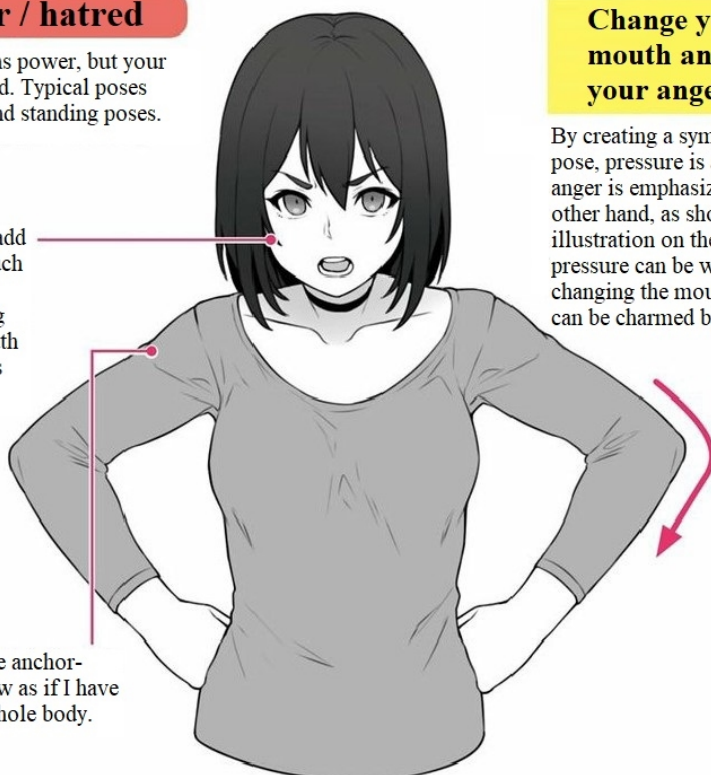
You can make it more cute by creating a pose instead of a guts pose that puts all your might into it.



Anger / hatred

Your body gains power, but your energy is inward. Typical poses include arms and standing poses.

When you're angry, add facial expressions such as "Flipping your eyebrows," "Looking up your eyes," "Mouth to the mouth," "Jaws are slightly pulled".



Change your mouth and make your anger cute

By creating a symmetrical pose, pressure is applied and anger is emphasized. On the other hand, as shown in the illustration on the right, the pressure can be weakened by changing the mouth, etc., and it can be charmed by cuteness.



When I'm sad, I try to draw in expressions such as "eyebrow goes down," "weak eyes," and "the mouth is not tight."



In some cases, the degree of sadness may look different depending on how the arms are assembled, so consider the composition that suits your situation.

Sadness

With a weak system, energy is drawn inward, drooping, dropping shoulders, and weakening hands and arms.

Let's make a sad expression according to TPO

An expression that appeals to people (left) and a situation of indulging alone (right). On the left, it looks as if you are trying to lift your mouth and feel a tragic feeling.



For fun expressions, the point is to suppress emotions and draw gently.



Relaxing and relaxing hand movements. With manga, you can express the fun by changing the position of the hand for each frame.

Pleasant

It is a weakening system that relaxes and keeps your limbs and body restless when you are feeling up. Compared to the momentary state of "joy," it has slightly longer emotions and a longer span.

The mouth is basically an inverted crescent moon rather than an inverted triangle

Sometimes you open your mouth wide and laugh a lot, but in a scene of joy, it's good to draw your mouth while conscious of the inverted crescent moon that you show when you smile.



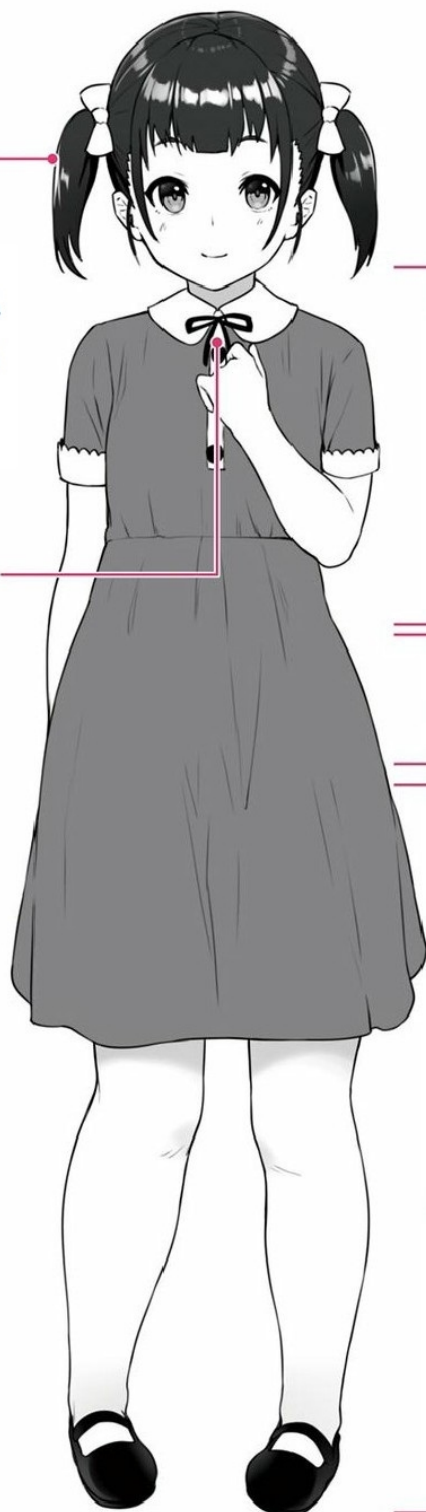
Keyword 4

"Clothes" and "Accessories"

Clothes and accessories are also important items that create the image of the character. Let's get closer to the image we want to draw with clothes and accessories, such as jeans if it is an active character, jeans even if it is an adult if it is an amendant character, even if it is an adult.

The twin tails and large ribbons symbolize youth. Please be careful as it tends to be thought of as a bad character from around high school students.

Pendants are the only natural accessory that children can wear. Instead of decorating your limbs, wear ribbons or badges on your clothes and head.



Directing childhood

By loosening the lines of the body and sweetening the decorations such as ribbons, it makes you feel like a child. Clothes and accessories are colorful, and you can make them childish by making them cheap.



The hands are slightly rounded and the fingers are rounded. It is common to put nothing on hands or fingers.



Create cuteness with round sweet marks and ribbons. The big ribbon makes it look younger.



The underwear has a long rise (length from the general part to the waist part) to suppress the sexy feeling.



When you become a junior high school student, the knee high socks and skirt space, the absolute area is a little sexy. This is a valuable sexy shot during the period from puberty to adulthood. It is one of the fashions that often appear in school dramas.

Producing adulthood

The lines of the body are made clear, and jewelry such as jewelry and watches can be worn directly on the body to create a mature look. If the clothes are dressed in flashy colors, the body lines may become unnoticeable, so it is easy to create a sexy atmosphere with solid colors or chic colors.

Compared to children, the arms and fingers are longer and more beautiful, so accessories such as rings and bracelets look great.




Considering the line of clothes and the degree of exposure, such as a bare shoulders look and a dress with a loose back, choose clothes for that scene. A chic outfit will make you look more mature.

Compared to a child (previous page), the face ratio is smaller and the limbs are longer.


The exposed underwear such as the T-back makes it possible to clearly express the developed butt and thighs without hiding the body.



Heels are a symbol of adult women. You can increase or decrease the sexy feeling by adjusting the height of the heel or the roundness of the toes. Adjust according to the character you draw.



In addition to general beige, black and white, fishnets, and worm patterns can change the image of the character greatly with one stocking, so choose an appropriate one.



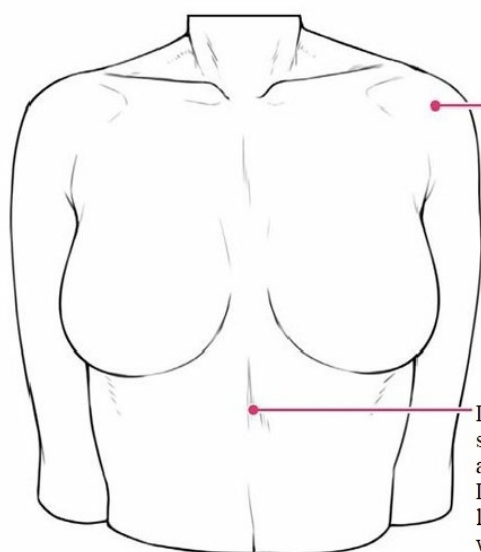
Keyword 5

"Muscular" and "chubby"

The physical attraction of women lies in their balance of muscle and fat. The covered fat enhances the muscles, while the limbs are made into a feminine, soft body that is sensual and sexy. Among them, muscular type and chubby type that are not too thin and not overweight are popular styles in manga and anime.

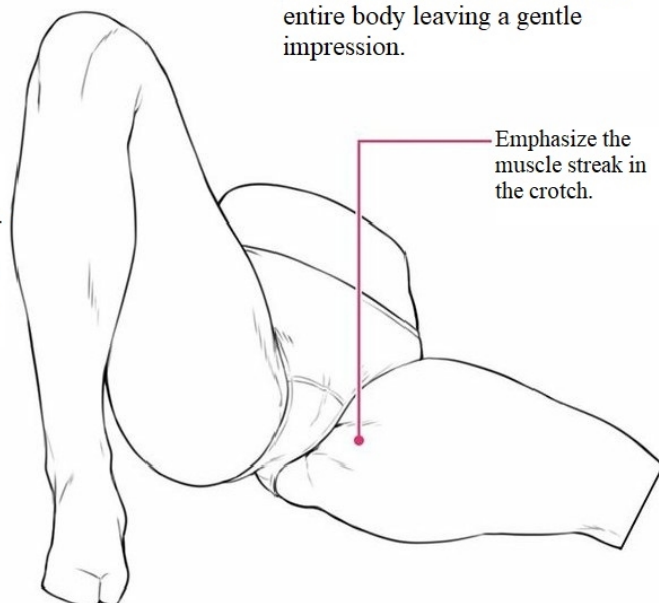
Charm of the muscular system

On the contrary, the softness of the breasts and hips makes you stand out. For muscular men, it looks lumpy, but for women, even if you have abdominal muscles, a film of fat covers the entire body leaving a gentle impression.

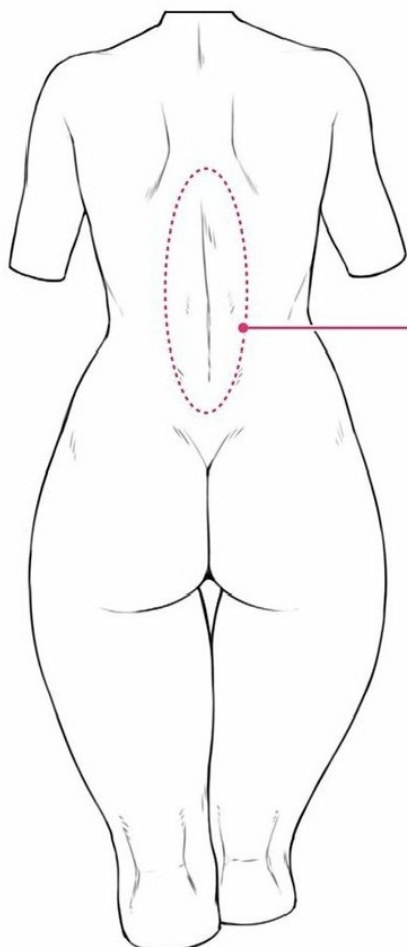


The contrast between muscular and rounded breasts is attractive. The muscles such as the abdominal muscles enhance the softness of the breast.

Insert a light shadow on your abdominal muscles. If you draw the lines in blocks, you will feel a macho.

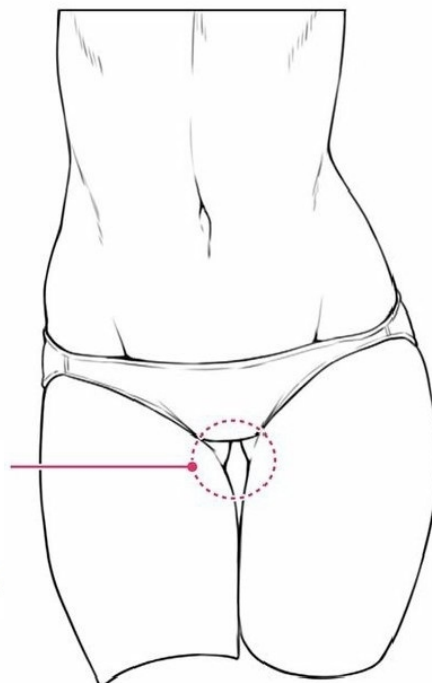


Emphasize the muscle streak in the crotch.



Add shadows so that the spine and the back muscle stand out.

For muscular and females, the hips are generally rounded, and the roundness seen through the crotch increases sexual arousal.



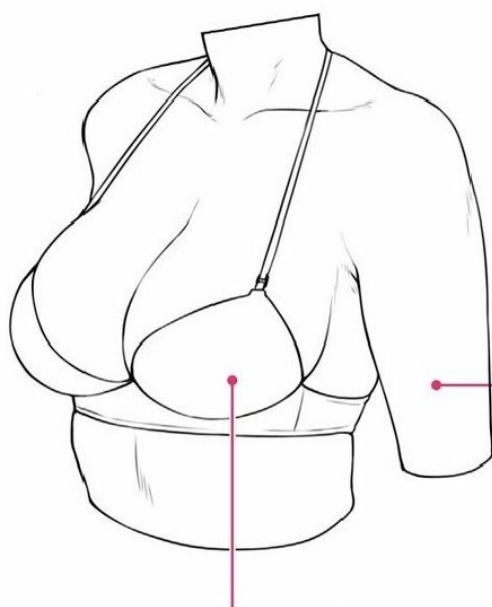
Charm of BBW / chubby

It is a body type that emphasizes soft fat while leaving the body line peculiar to women. The impression is soft, and the dents that are tightened with underwear give a more sexy impression.

The navel line is rounded.

The waist is covered with fat while leaving a waist. It has an image of a soft texture that is not seen by men, and enhances sexual excitement.

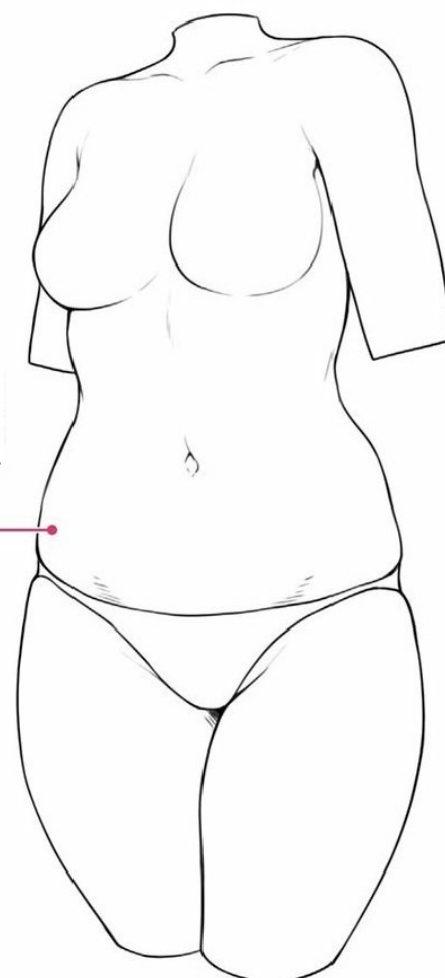
There is too much fat on it, so there is no gap in the thigh.



A plump and tender breast. When paired with a small piece of underwear, it creates a sexy look.

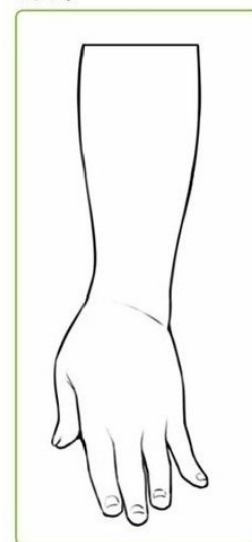
The upper arm has a soft impression.

Imagine the soft feeling of fat protruding from the underwear line.



Hands and fingers are also chubby

When drawing your fingertips, add a round shape to your body type. However, there are cases in which the body is drawn bluntly while keeping the hand thin.



Keyword 6

Expression of "eyes"

The eyes are so expressive that it is said that "the eyes are as much as the mouth." Each person has their own characteristics such as the size of eyes, single or double, drooping or hanging eyes, and the size and color of eyes, and it changes depending on the situation. It is important to capture the eye features of the character and draw different facial expressions according to the TPO.



Almond eye, the ideal eye shape for Japanese women. As its name suggests, it looks like an almond lying down, and has a gentle spherical shape from the inside of the eye to the corner of the eye.

one point

Close up and open the pupil

- The movements and shapes of the eyes tend to show the psychology of the person, and when surprised, the eyes are wide open, and when sad, the eyes are weak and the eyes tend to be laid down. People also open their pupils when they see what they are interested in or who they like, and the recipients also tend to like the facial expressions of their pupils. In other words, when drawing the "upside-up" feeling, you can make it attractive by drawing a large pupil.

Real system

In the works in which serious things and beautiful figures appear, the facial expressions of the eyes are drawn in a shape that is close to real, such as drawing the shape of the eyes and eyelashes. However, if it's too real, it's easy to get a feeling of freshness and eerie, so draw the eyes larger than they really are.



Shoujo cartoon series

The eyes are drawn round in cute school things and girls' comics. By drawing the eyes themselves in a large, round shape, you can create a more cute image. For points, make your eyes bigger and draw less white eyes.



Gag system

Even if the outlines of the face are the same, by adding measures such as drawing eyes and walls in a square shape, the reality will disappear in the story. With gag manga and other unique works, you can create your own unique atmosphere by intentionally simplifying your eyes or drawing your own.



Wink

Winking is a relaxed and friendly normal. If you favor the other person, your pupils will open and you will tend to have black eyes.



Anger

There is eye power, the outer corners of the eyes are lifted, and wrinkles are drawn between the eyebrows to form an inverted figure.



Defocused

Her mouth is raised and she smiles, but her pupils are deflated. It is in a relaxed state where the heart is not here.



Surprise

Eyes and mouth wide open, eyebrows are raised.



Confused

The eyes are squeezed by the upper eyes, and the troubled eyebrows that fall in the shape of "H" give a confusing impression. The half-open mouth also gives a weak impression.

Recollection

I am relaxed by raising my mouth a little and smiling. You can see it when you remember good memories. A pretty woman will look like this when she smiles while she sleeps.



Smile

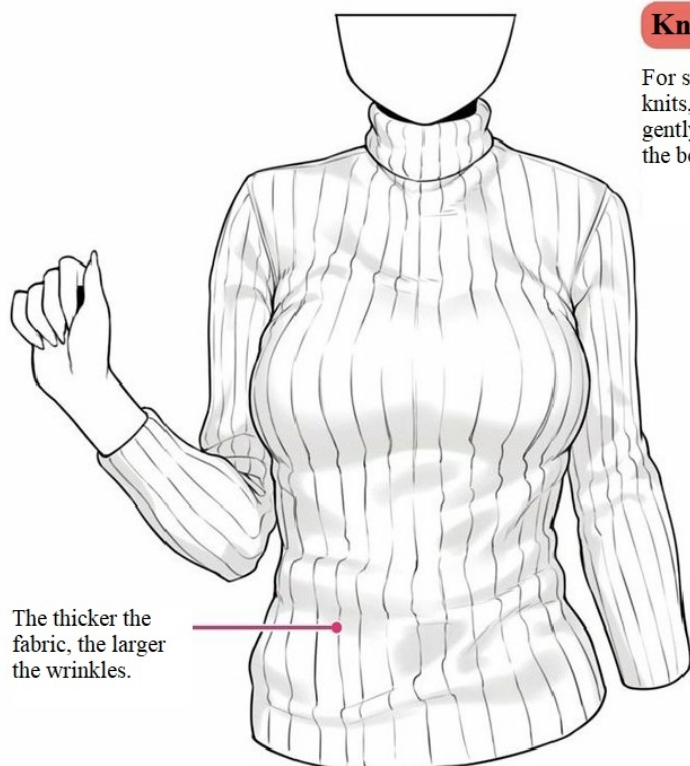
The expression when I laughed from the bottom of my heart. The eyebrows are finer and the outer corners of the eyes are lowered. With your mouth wide open, you can look like you are smiling.



Keyword 7

"Clothing texture" and "body line"

Normally, most of the scenes where women appear are in clothes, so the point is how you can draw realistic and sexy through clothes. Here we will pick up typical clothes and learn how to draw the texture of the clothes and the body line accordingly.



The thicker the fabric, the larger the wrinkles.

Knitwear system

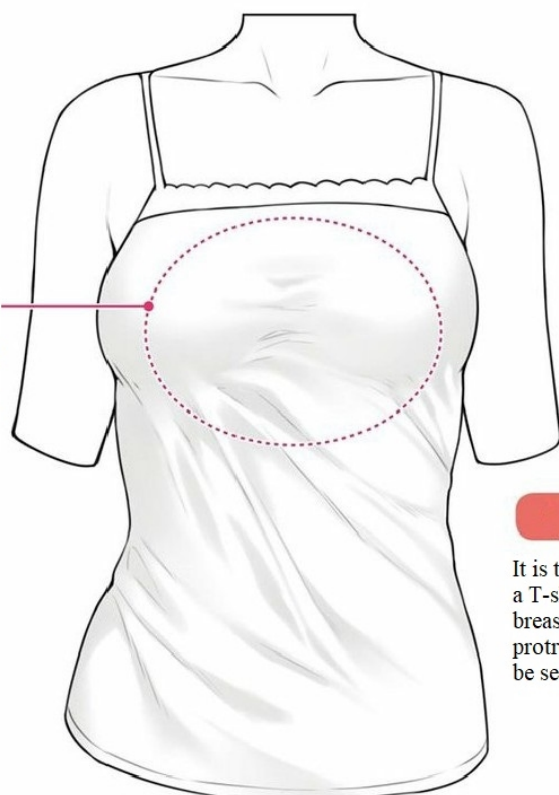
For soft, slightly thicker knits, etc., the creases gently wavy while fitting the body line.



The thinner the fabric, the more the parts that come into contact with the body will stick together.

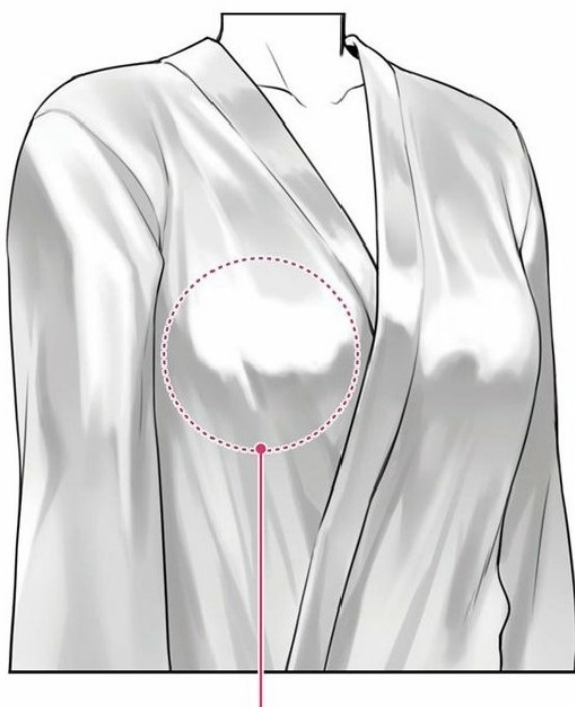
T-shirt

The shape of the T-shirt makes it difficult for the body line to appear. If your breasts are large or you are wearing something called a Pichi T, your breasts will appear to be tight. The material is made of cotton or polyester, and large wrinkles extend like streaks from the top of the breast.



Lingerie

It is thinner and fits better than a T-shirt. The shape of the breast is easy to appear, and a protrusion on the nipple may be seen.



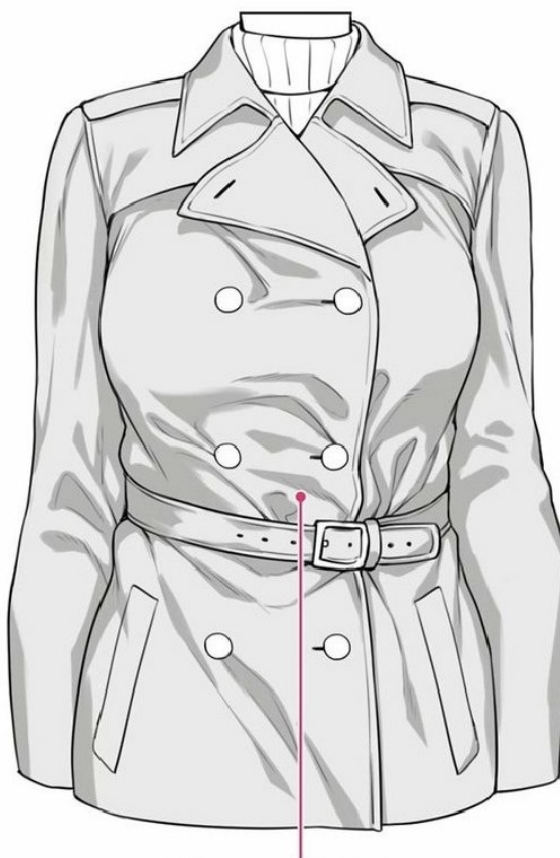
Silk gown

Silk with a smooth texture has large vertical wrinkles. The feature is that it has a glossy feel.

The silk material has a high light reflectance, so it has a glossy feeling. Also, since the contact surface between the fabric and the skin is dry, it does not cling to the body and it is difficult for the body line to appear.

Coat

The coat is thick and heavy, and has hard wrinkles. You can see the tension a little even with a large breast.



Coats made of leather or thick fabric do not have smooth wrinkles, and have a rugged impression.

one point

How to draw wrinkles on clothes when you cross your arms

With the arms folded, the arms will be pressed from the side and lifted from below, making the breast appear to be larger than normal. A valley is formed between the breasts, and a Y-shaped wrinkle is formed along the valley.



CHAPTER
④
Lesson
2

Let's draw the world of science fiction fantasy

A fantasy system with a magnificent story that spreads through fantasy. Characters and backgrounds that can not be seen in reality appear. It is important to make settings that are easy to understand even though they are in different spaces.

Setting a fantasy female character

Let's set the heroine

The heroine who appears as the hero and the lover of the hero is an important character. Ages around 16 to 25 years are set for attractive women with a cute, gentle, and strong personality. In the real world, let's change the clothes and accessories according to the story without touching the body itself in places such as high school students and new members of society.

Real world girl


The cute face and good style are attractive. Weakness is one of the points that enhances the charm of the character.



If you're a princess-type heroine, you can set the breasts to emphasize. However, if it is a battle type, you can wear clothes that are easy to move and change the size of your chest.

Fantasy world girl

It's cute as a story setting, but it's a good idea to imagine a setting where an immature woman gets stronger through battles and parting.

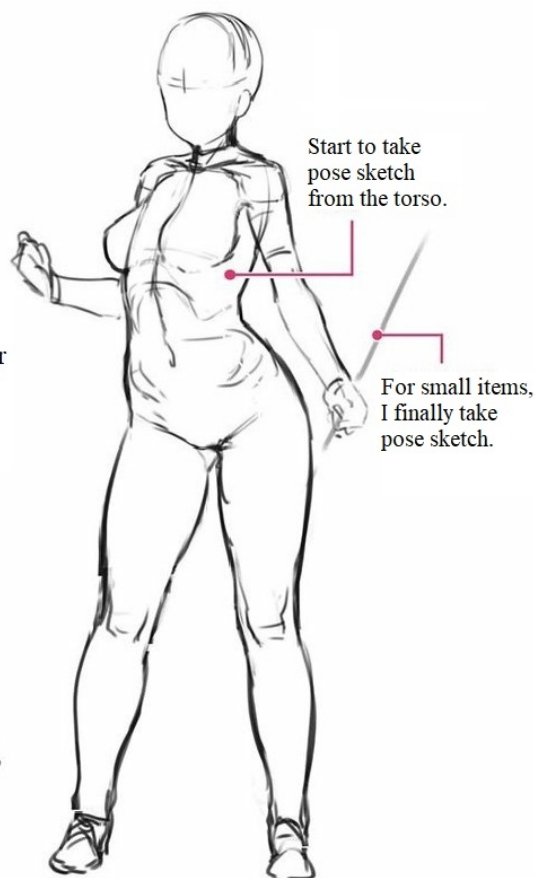


How to draw heroine characters

Learn how to draw a heroine.

1 You can draw body line

Take a pose sketch in order of "body," "foot," "face," "hand," and "accessories" for each part according to the decided head and body.

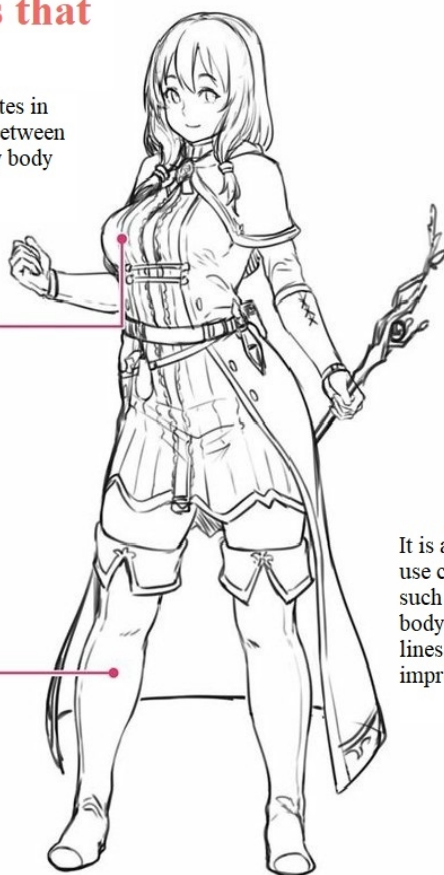


2 Draw clothes that fit the story

When the heroine participates in the battle, draw a balance between ease of movement and sexy body line.

For heroines with large breasts, consider clothes with beautiful lines. Overexposing your breasts can make you too sexy and impair your heroine.

Use stockings or knee highs to emphasize the beauty of your feet. Exposed feet can give an attractive impression without compromising the neatness of the heroine.



Hair color and skin color are also important factors that greatly change the impression of the character, so choose carefully.

It is also important to use colors and patterns, such as emphasizing the body lines with vertical lines, to create an impression.



When coloring the heroine other than the unified national costume, you can create a femininity by treating bright colors such as red, yellow, and pink, making it easier to understand the character settings.

3 How to make coloring

After finishing the line, we will start coloring. The most important thing is the coloring of the heroine's body, especially the color of the eyes, because the impression of a person can look very different, so choose carefully.

Let's set a secondary character

It is required that the sub-character that plays the role of the female heroine should be set so that the heroine and the character do not suffer. The character, body type, hairstyle and hair color must be different from the heroine. In popular school things in recent years, everyone in the group is set as a heroine, so they are differentiated by their hair, eye color, and hairstyle.


Real-world female student

Basically, the role of complementing the heroine, such as best friends and rivals. If the heroine is active, it is necessary to differentiate by drawing an image that looks more mature.



Battle graphics

If you play a role in helping the heroine in battle, you will be muscular and sexy. Also, let's decide the appearance and personality while dividing the characters into characters, such as cute but male tone or frosty personality.

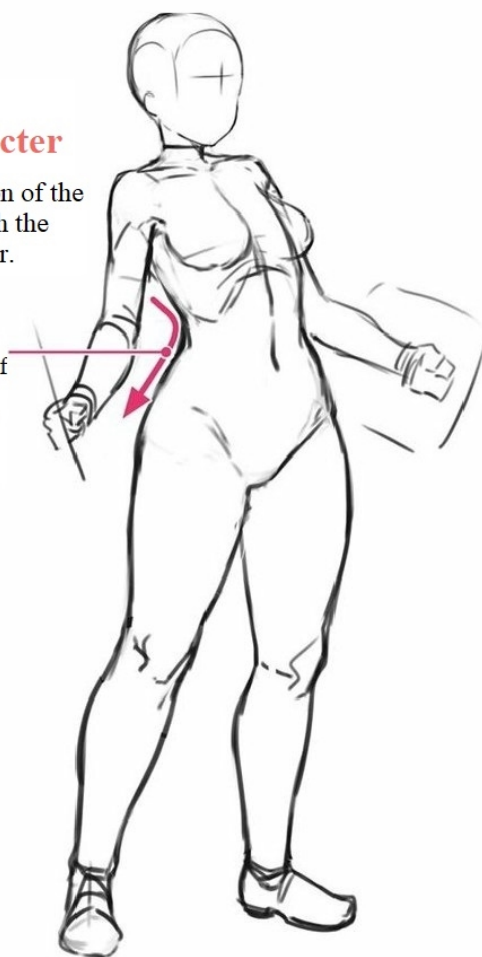


How to draw secondary characters

Learn how to draw
secondary characters.

1 Draw a body line according to the character

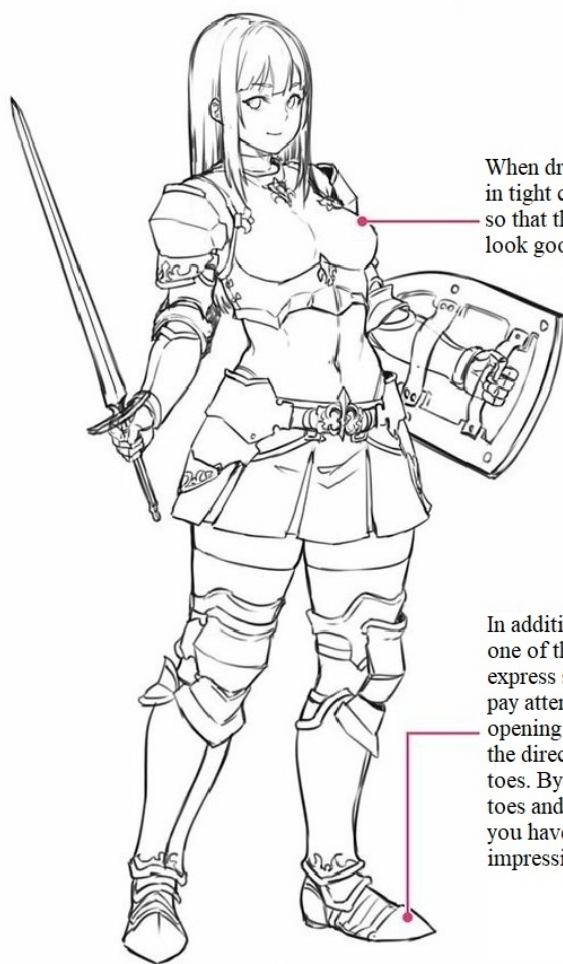
Attention is taken in consideration of the
posing and boardy line that match the
setting of the secondary character.



A female character
with a strong sense of
strength and added
strength. It is a pose
not seen in the
heroine.

2 It gives a sexy feeling that can not be drawn with the heroine

By exposing the costume that emphasizes the
breast and the muscles that have been
trained, the characteristics (combat system)
of the secondary character are strengthened.



When drawing a woman
in tight clothing, draw
so that the body lines
look good.

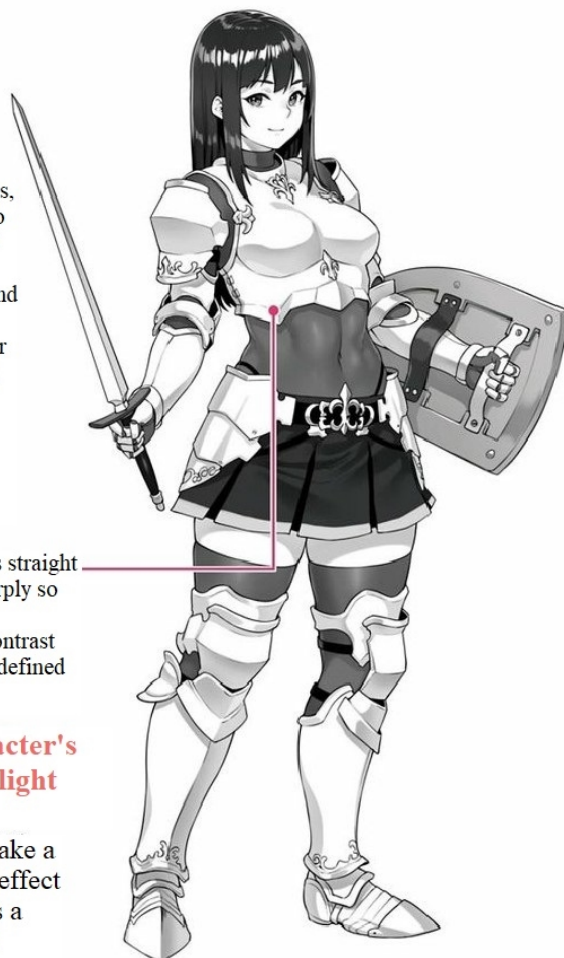
In addition to muscles,
one of the methods to
express strength is to
pay attention to the
opening of the legs and
the direction of the
toes. By opening your
toes and standing up,
you have a strong
impression.



The hard armor shows straight
lines and surfaces sharply so
as to give a metallic
appearance, and the contrast
due to light is clearly defined
and sharply drawn.

3 Emphasize the character's characteristics with light and shadow

One of the methods to make a
big breast attractive, the effect
of light and shadow gives a
three-dimensional effect.



Let's try to use mysterious character

Mysterious characters often appear in fantasy stories. There are chibi characters, fairy characters, monster characters, etc., which strengthen the fantasy color of the story. It also has the effect of thrilling the development of the story itself through perspectives and prophecies, making it an indispensable existence for fantasy-types.

Real world girl

A typical chibi character model is based on a young girl. It has a round face and large eyes, and its body is a tongue-and-eye shape with no sharpness.



Chibi / little character

Having special abilities such as flying in the sky and controlling fire, it belongs to a race different from humans. By adding physical characteristics such as different ear shapes, you can finish the character at a glance.



In many cases, it is set to have an ambivalence character, and although it is young and cute, it is a tongue. It's a fun character with a gap in appearance.

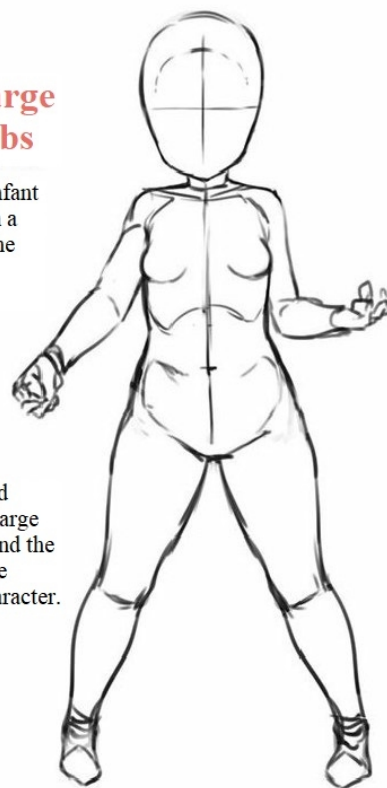
She has a distinctly personality, and takes provocative poses, such as a rebellious facial expression and his legs widened to stand out compared to a "real-world girl."

How to draw mysterious characters

Learn how to draw mysterious characters.

1 Infant body with large head and short limbs

Chibi characters are generally infant figures. Take a pose sketch with a large head and short limbs for the torso.



2 Draw clothes that suit mysterious characters

Take the pose sketch of the outfit according to the pose sketch of the body. We are particular about small items such as hats, cloaks, and walking sticks that magic characters wear.



The unbalanced feeling of the large hat is unique and the character of the mysterious character.

After getting a rough look at clothes and accessories, I will draw each detail.

When you want to make your character stand out, draw a hat in red and give it a unique and strong impression.



Since it's a chibi character, you won't feel any discomfort with the primary colors, but you need to balance the overall color usage.

3 Coloring while balancing the overall

You can use unique colors such as hats and cloaks as primary colors. However, make sure that the overall color is consistent.

column 3

I am particular about the background that makes the most of the characters



In the story of the Arab world, the women who appear are in Arabic costumes. By drawing a cup of gold, a red carpet, or a "Camaria window" with a semi-circle at the top, you can smoothly lead the story.

The background is very important to make the most of the characters and increase the understanding of the viewer. I want to stick to the background in order to create an image of the times and the world.

It is important to draw a background while building a story while paying attention to the six elements of "when", "where", "who", "what", "why" and "how", and adapted to the stage. Think about the background. The more detailed the production, the more reality.

For example, in a fantasy system, different backgrounds are required due to phenomena that are impossible in the real world. For that reason, the story comes true by incorporating plants and animals that do not exist on the ground.

When drawing a fantasy system, the worldview is important, and it is important to create the atmosphere of the story. You can invite you to a new world by drawing characters and backgrounds that you can't see in the real world.



CHAPTER

5

Light, shadow and color that give a three-dimensional effect

By adding shadows to the parts of the female body, a three-dimensional effect is created and emphasized. In addition, the soft texture of the skin can be made more attractive by controlling it with coloring.



Let's add a three-dimensional effect using light, shadow, and color

Light and shadow give a realistic feeling to the two-dimensional design. Also, you can emphasize the points by applying light and shadow, and give an spooky image by extraordinary lighting.

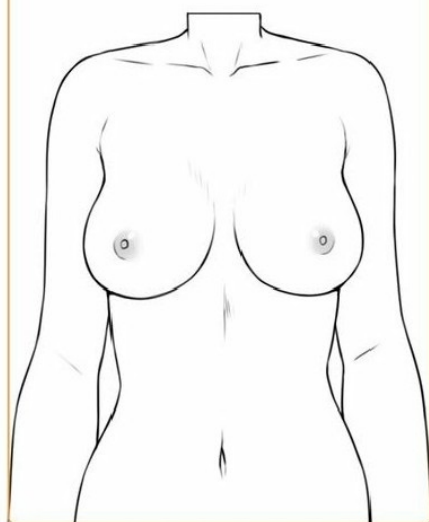
Let's master light and shadow

Increased realism with natural light

You can make things look three-dimensional by adding shades to the picture, but by faithfully reflecting the parts illuminated by light sources such as natural light and the shadowed parts, you can achieve a more realistic finish.

before

I can imagine the size of the breast, but I am not sure about the height and tension of the breast.



Plus natural light

For a woman who is illuminated from the front diagonally above the left, there is a shadow diagonally below the breast. The height and shape of the breast can be visualized by the shadows on the lower milk and ribs. You can also express the roundness by drawing the light that hits the breast spherically.

By expressing the irregularities due to the muscles and fat around the navel, the realism and sexyness are further enhanced.

Light source position

In this case, the light source is diagonally above left. Outdoors, it is close to the sun from the slightly higher sun. It is often seen indoors when the fluorescent lights on the ceiling are hit.



one point

There are two main light sources: **natural light** and **artificial light**.

Natural light includes sunlight and moonlight, and the basic light comes from above. On the other hand, artificial light includes incandescent lamp (temperature emission), fluorescent lamp (discharge), light emitting diode (organic EL), candle (combustion), etc., and it can emit light from various angles.




Impressive with a strong light source from the side

It is in a state where it is exposed to strong light from the side such as a car light. Unlike sunlight, shining light from an unnatural position such as from the side or the bottom creates stress and tension in the picture.

Plus thickness

In the case of a person, you can see the thickness and unevenness of the body by shining light from the side. The depth and thickness are added to the planar information seen from the front, making it easier to understand the physical characteristics of a person.



Light source position

The light hits from the side, and the contrast of the target person (object) appears clearly.



The shadow on the face is also part of the facial expression, so to speak, makeup is applied. In this case, half of the face is bright and the other half is dark, giving the impression of a character with front and back sides. In other words, it can be said that it is a light source that can be applied when drawing a person with double personality.

You can make things look three-dimensional by adding shades to the picture, but by faithfully reflecting the part illuminated by a light source such as natural light and the part that becomes a shadow (such as subtle irregularities around the navel). It will be a more realistic finish.



Light source that brings mystery

Light from below, such as a light source embedded in a road, is not very common, and even familiar people and objects can feel strange.

Plus fear

If you put a flashlight on your face from the bottom in the dark, an unrealistic shadow will be created, and it will look like a strange and terrifying face.

Light source position

The light comes from below.



Let's draw using shadows

Impress your breasts

When you draw a woman's nude or swimsuit at a beach or bathroom, you can use the light to make it look beautiful and sexy.

before

Girl with big breasts. The difficulty is that it is difficult to convey the charm on a flat surface. Using light and shadow, you can easily express tension and volume, and make the breast more attractive.



Light from a slightly lateral and diagonal upward

A case that utilizes the hands raised by a woman. When the light is from diagonally above, shadows appear below the breasts, creating a normal effect. Here, you can add more reality by reflecting the shadow of the hand on the breast.

[Light from a little sideways or diagonally above]



How to shade the breast



1

Take a pose sketch of the breast.



2

Remove unnecessary lines and clean the contour.



3

Add a shadow according to the light source. Since it is from the upper left, there are shadows below and to the right of both breasts. Also add the shadow of the raised hand.

How to show the breast in various angles and light

It is necessary to choose the position of the light source and an effective angle to show the presence of the breast.

"Light source from front and diagonally above" + "Angle from diagonally front"

An angle that impresses the fullness of the breast. The bulge and shape can be clearly seen from the side. By applying a light source from the front, it expresses tension and softness.

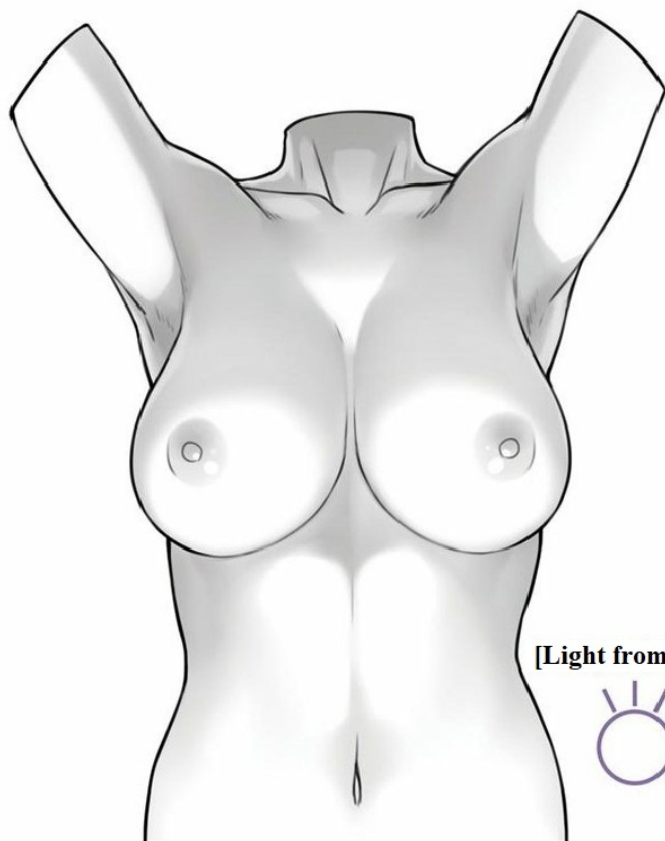
[Light from the front
and diagonally above]



[Light from above]



[Light from below]



"Light source from below" + "Angle from below"

Developed deltoid muscles on upper arm and pectoralis major muscles. The shadow of the muscles and the light on the breasts make the contrast between rigid and soft. This is a convenient angle for sensually drawing athletes with big breasts and mature women with a full body.

"Light source from above" + "Angle from below"

An angle that clearly shows a breast with developed lower milk such as semi-circle, cone, bell shape. When lying down while bathing in the sea, it is possible that the lower milk spills out of the bikini of a woman walking nearby.

Draw your back realistically with shadows

The image of the back is flat without such irregularities, but you can create a sexy back by expressing the subtle undulations such as the shoulder blades, spine, and waist in the light and shadow.

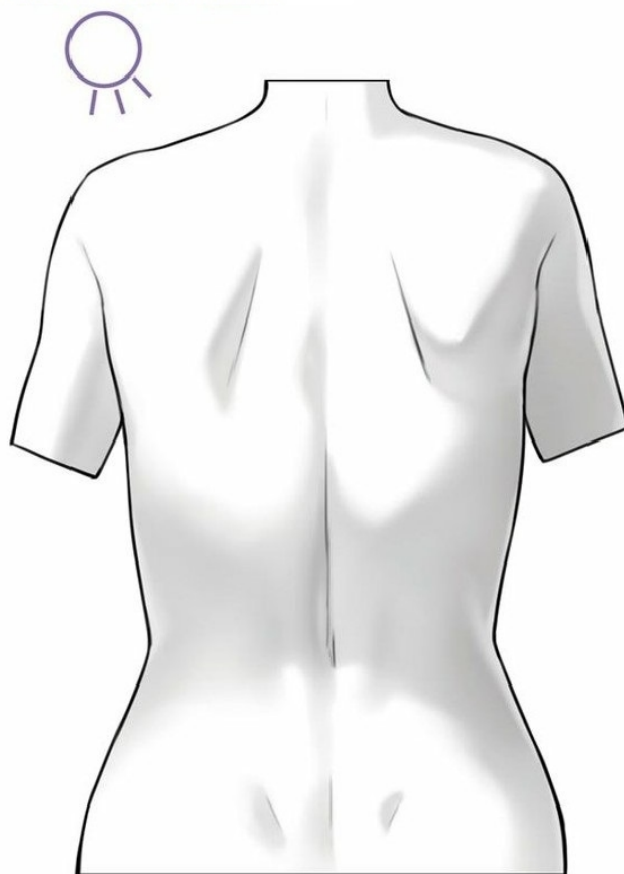
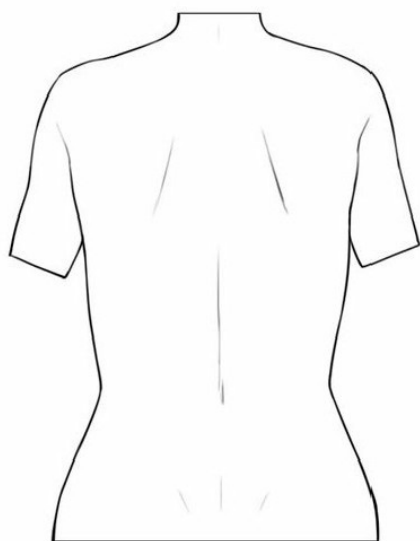
Light source from slightly sideways or from above

By shining light from a position close to your head, you can create subtle light and shadows along the unevenness of your back, creating a sensual impression.

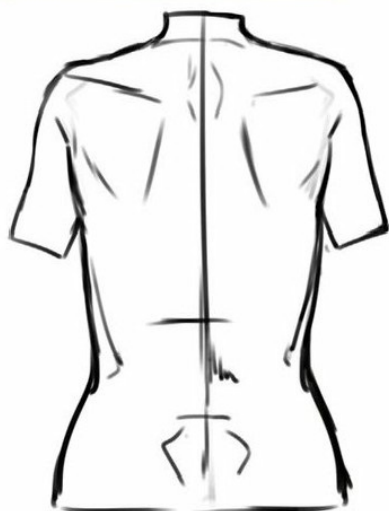
[Slightly from side / above]

before

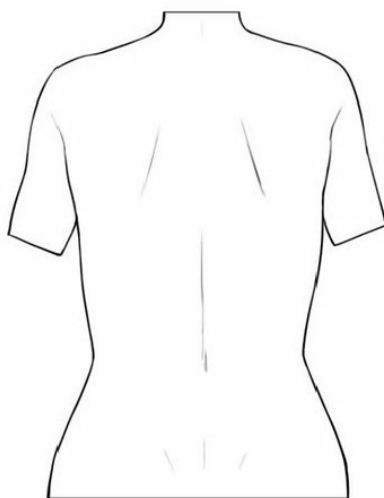
If you just put a streak along the scapula or spine, it will look scary. For a flat back, it's best to draw the light source from top to bottom.



How to put a shadow on the back



1 Insert pose sketches such as shoulder blade and spine lines.



2 Since the unevenness of the back is expressed with a shadow, remove the extra line here.



3 Add a shadow according to the light source. The points are the muscles around the spine at the waist and the depression in the upper buttocks. By expressing it with a sensual feeling, the degree of sexyness will be greatly improved.

Make your back look sexy with light and shadow

Women with well-developed backs are generally sensual and sexy. Use light and shadow to balance your back fat and muscles to create an attractive woman.

"Light source from a little behind / obliquely above" + "Angle from behind"

A beautiful line of the back is created by drawing the line of the swelling of muscles and fat flowing along the line of the spine. The scapula rises and the waist is drawn with deep lines and shadows to enhance the realism.

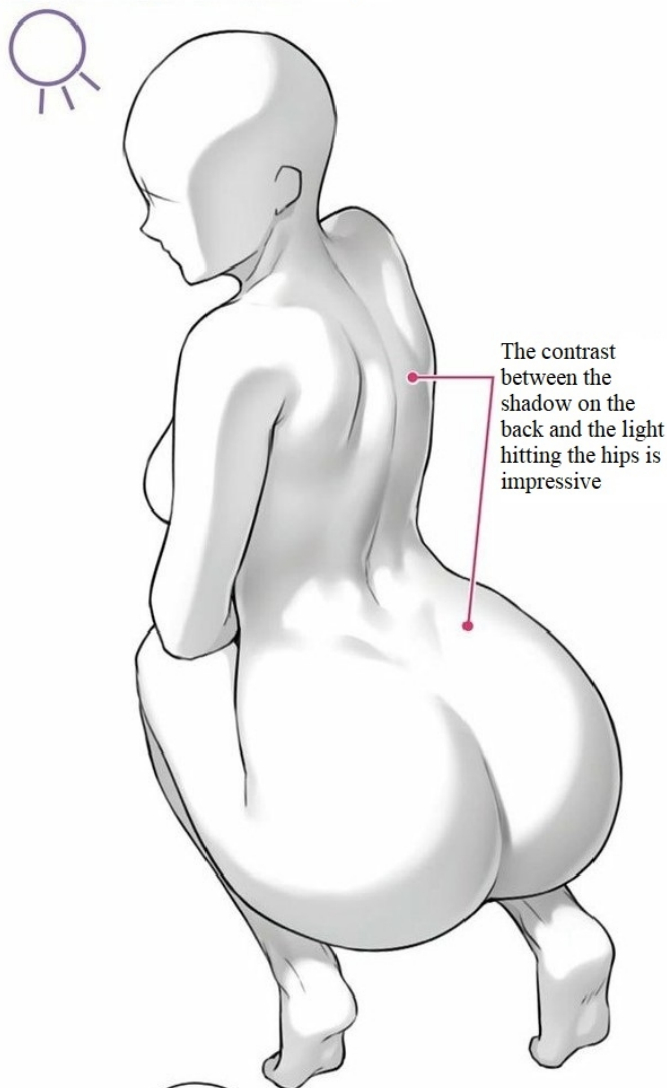
[Light coming from slightly behind and diagonally above]



"Light source from the front / upper" + "Angle from the rear / slightly above"

The angle from which light from the front and above illuminates the protruding buttocks, making a large buttocks look impressive. By drawing the unevenness of the muscles and fat of the back in place, the roundness of the ass without unevenness is further emphasized.

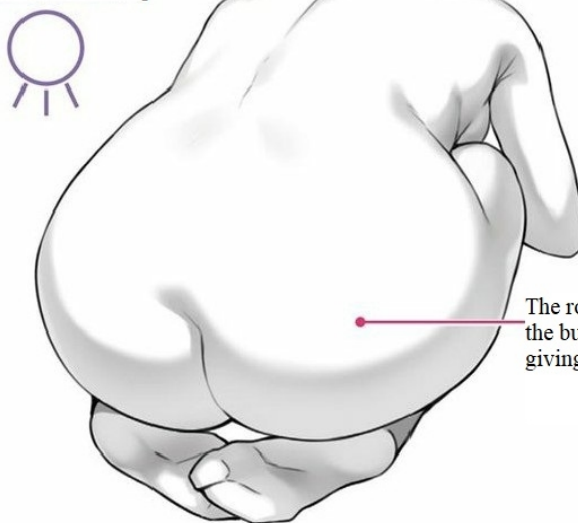
[Light from the front and above]



[Light from above]

"Light source from above" + "Angle from behind"

A peach-like ass split line is feminine and fascinating. The light from above makes the muscles and fat around the shoulder blades and spine less noticeable.

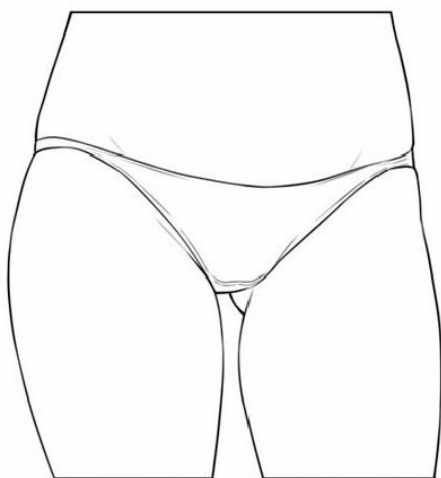


Enchanting the warmth of the crotch

If you want to draw a little lower body of a woman, you can apply a little light to finish without becoming too vulgar.

before

The roundness of the local part of the pants and the bite of the waist pants create a slightly naughty image.



[Light from the side]



Light source from a little side

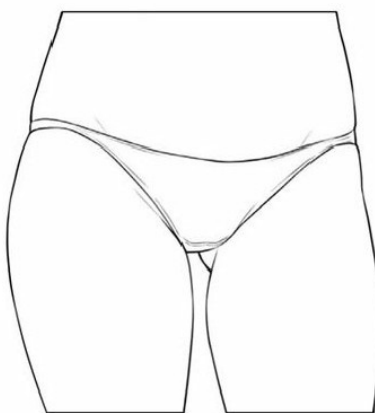
The crotch of a woman is thickened with the attached fat, and there is a slight dent between the lower abdomen and the local area. The abdomen is slightly rounded, and the fat around the lower abdomen is slack. You can also see a dent from the waist to the base of the foot. By adding a shadow to each, you can draw a realistic crotch.

How to add a shadow to your crotch



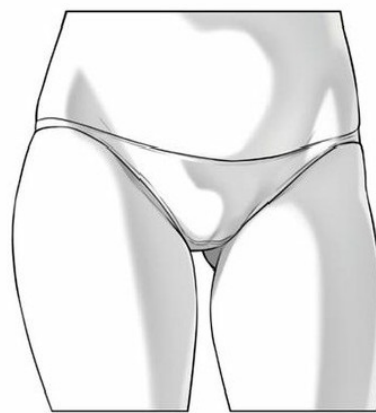
1

Take the pose sketch of the lower half of the body, insert the line of the pants, and draw a temporary line along the shape of the buttocks.



2

Finishes feminine lines that cannot be expressed by shadows, such as pants lines that dig into the waist and bulges in the crotch.



3

Add a shadow according to the light source. The point is how you can use the light to create a sense of local warmth while creating a shadow in the depressions near the lower belly and the base of the foot.

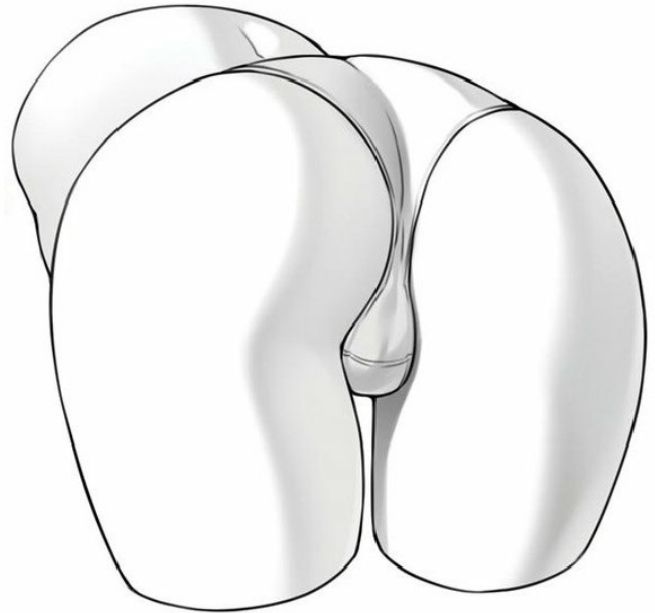
Let's make the groin bulge look fascinating

There are scenes in which you can draw your crotch, such as when you lie down in a bathing suit while bathing in the sea. Since the appearance varies depending on the angle and posture, let's draw differently according to the purpose while applying light and shadow.

"Light source from the side" + "angle from the rear"

Although it is hidden in the hips and is not directly exposed to light, it expresses a local bulge due to the density of the shadows. The unevenness from the hips to the thighs is expressed by light to emphasize the beautiful hip line unique to women.

[Light from
the side]

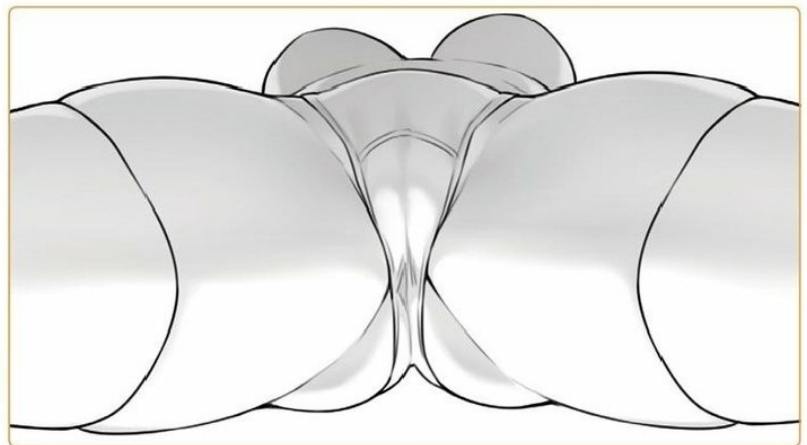


[Light from the side and
diagonally above]



"Light source from sideways and diagonally above" + "Angle from slightly above"

Be aware of the roundness of the abdomen, local bulges, and the flowing curves of the thighs to create a feminine lower body. It is important to apply light from the most effective position in order to beautifully express the irregularities around the abdomen and the local area.



"Light source from below" + "Angle from front"

It is not the general light from the top, but the way the light is used from the bottom to make you feel something strange or peculiar. This is one of the applications of light and shadow that makes us feel an unknown development in science fiction.

[Light from below]



Coloring methods that increase sexiness

When drawing a picture in color, it is important to arrange the entire color. In addition, pay attention to the details such as hair, eyes, and skin color that match the character's image, as well as the texture of clothes and accessories.

Coloring techniques that bring out the charm of women

Let's color according to the character

Not only the body lines such as hairstyle and breasts and buttocks, but also the color of hair, skin, clothes, etc. will greatly change the character image. It's important to colorize the character according to the image.

The texture of clothes is also important, such as fur and satin for a luxurious feel.

The underwear is finished in leather with a glossy black coloring.

Hair colors for manga and anime characters include black, brown, gray, and green-purple.

If you use black for your eyes, you will get the image of a Japanese with a blond hair. By making it blue, it looks like Marilyn Monroe.

For a healthy woman by making the skin color brown. In addition, bulges and tensions are emphasized by shining light on the breast and finishing it white.

When drawing a sexy woman

For example, when drawing a Marilyn Monroe-style sexy character, the point is how to make the body line, including the hair and eye color, look sexy.



Female characters should also be particular about lips


Female lips are one of the symbols of sexy. You can change the image of the character with a little ingenuity, such as comparison with the complexion, thickness, and how to put in light.

Pururun system

[Character settings]

Sexy and young women

By adding reddishness to the lips and adding a lot of light, it gives a sensation of youthfulness and makes you look younger and more sexy.




Healthy

[Character settings]

Sports and natural

Adds light to the lips, which is almost the same color as the skin of a tan color, to reduce youthfulness and express youthfulness.




Elegant system

[Character settings]

Adult office lady or housewife


By putting out the lip line, suppressing the light, and coloring with a calm color, it becomes an adult lips.



[Character settings]

Neat and thin

Lips for adding a pale color to the whitening. In addition to neat and clean ladies, unlucky women who are prone to illness.



Serve the texture of the feminine body

Even with the same body line, by changing the skin color and the way fat is attached, it is possible to draw different women with different textures.



Chubby system

Thicken the fat around the navel, which is peculiar to a slightly thicker woman, and draw it so that the pants bite into the side of the buttocks.



Muscular system

The navel line is drawn vertically. Add the shadow of the ribs, the line of the abdominal muscles, and the depression from the pelvis to the base of the crotch.



Slim type

By reducing the overall light and reducing the unevenness of the body, it is possible to have a slim figure without unnecessary flesh.



Sporty type

By coloring the areas of the skin that have been tanned due to swimming, etc., a healthy and sporty image is created.

Produce feminine skin tension

Skin tension of women with a different balance of muscle and fat than men. You can bring out the attractiveness of women by using small items and changing your posture.

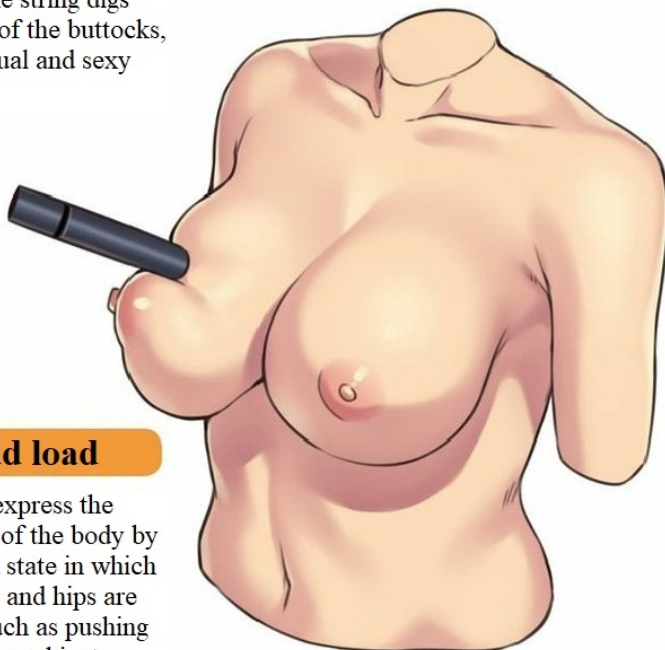
Unbalanced underwear

Wearing an unbalanced small swimsuit on the big breast will make the breast size stand out. By using the string bun, the string digs into the side of the buttocks, giving a sensual and sexy finish.



Add load

You can express the freshness of the body by drawing a state in which the breast and hips are loaded, such as pushing with a sharp object or grasping with your hand.



Change posture

You can bring out a more feminine charm by changing the posture and angle, such as drawing a breast that is crushed by lying down and capturing the lower breast from the angle below.



Let's learn the flow of coloring

Steps from rough to coloring

When coloring a character, it is advisable to draw it in 5 to 6 stages from the first step, rough drawing to finishing.



Step 1

Draw a rough

Think of a pose. If you want to add a background, draw a rough image rough about the background.



Step 2

Image of color

After adjusting the details, imagine the color scheme (though you can omit it if you can imagine it in your head).



Step 3

Line drawing

I will make a clear copy while drawing and modifying details.



Step 4

Color classification


Each part is solidly colored and divided into layers.



Step 5

Coloring

We will make each part three-dimensional, such as adding a shadow. If you want to draw the scenery, color it at this stage.



Step 6

Finish

Add hood decorations, detailed drawing of eyes and hair, and add highlights and reflections to the skin color to create a texture. Finally, finish the background and complete.



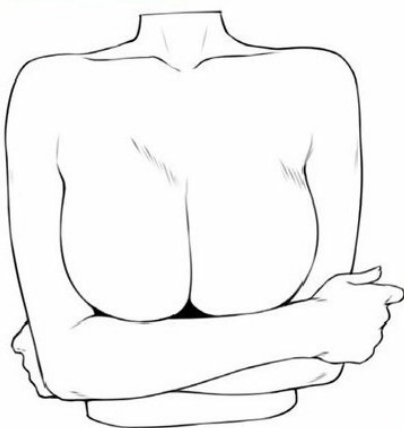
Let's color your chest and legs sexy

To achieve the ideal realistic

The breast drawn in two dimensions is a little different from the real one. Even if you draw something that looks like a realistic woman in pose sketch, you often finish it more attractively in coloring. You get a sexy look by drawing on the texture you want to draw, such as breast tension and nipple color.

before

Take the edge of the part that leaves the line, and draw the part that becomes part of the shadow with diagonal lines.



Color the breast

By putting a shadow on the valley and putting light on the upper part of the nipple, you can emphasize the bulge of that part and finish it with a bell-shaped image. The nipples are slightly depressed and colored pink to give a young and elegant impression. In addition, in order to make it an older woman, you can bring it closer to the breast of a mature woman by suppressing the highlights and coloring the nipples large and brown.



Bustline in a swimsuit

In consideration of the material of the swimsuit, we will add highlights according to the light source in a glossy swimsuit. Since the body is leaning forward, a shadow is cast from the lower milk to the abdomen, but in order to make it look three-dimensional, the shadow of the bulging part of the abdomen is weakly colored.



Bust line with clothes

When drawing a dressed breast, it is easier to color it by dividing it into two colors such as "black" and "gray" and adding a gradation at the boundary, rather than adding shades.



Finish to sexy legs

To make your legs look sexy, there are three possible patterns: "raw feet", "bare legs + stockings (socks)", and "stockings". In the case of only bare legs, the point is how to draw the muscles and the softness of fat in a well-balanced way, and how to draw them bare and sexy.

before

Depending on the direction and flow of your feet, take off your pants, stockings and shoes.



Bare legs + stockings

By coloring so that the difference in body temperature between the legs covered with stockings and stockings is highlighted, the sexy feeling is enhanced. Please note that stockings and socks have different gloss and shadow depending on the material.




Stockings only

The legs covered with stockings are made more sensual by coloring in consideration of the shadows. For example, in the case of dark stockings, not only does the light give a three-dimensional effect to the foot, but by strengthening the shadows of the recessed areas such as muscles, stripes, and erections, you can create a fresh foot.

Let's color your buttocks attractively

When seen from behind, the buttocks are the most prominent and the most shining part of a woman. The point is how to make the female's hips' unique tension and roundness look sexy by coloring.



A woman in a swimsuit bathing in sunlight from diagonally above the beach. The shadow of the hand that corrects the bite gives a realistic impression.



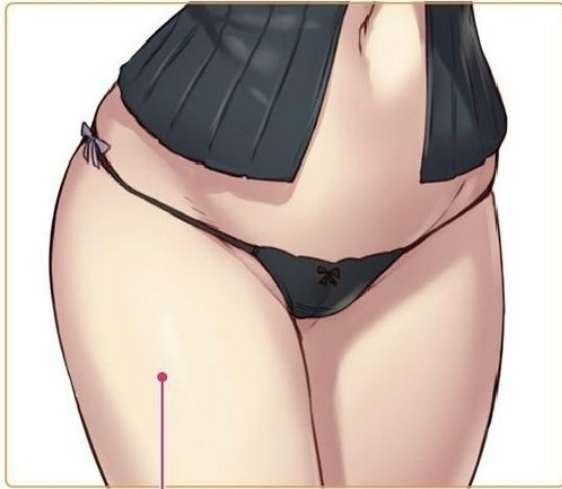
By weakening highlights such as cabaret clubs and snacks, you can create an image of a dim store. In the dark, the buttocks, floated by a weak light source, look sleek and sexy.



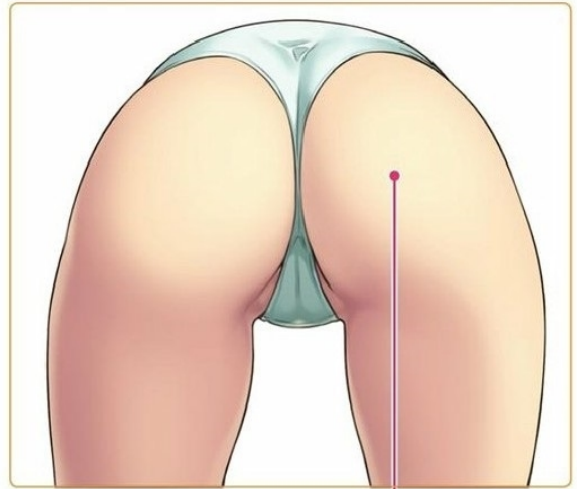
There are multiple light sources, such as gravure shooting sites. The main light source is the upper right part, but the light is also reflected on the left side by a reflector and the skin is shining.

Let's color your crotch attractively

While the hips are protruding, the crotch area is recessed, and it is generally colored with a shadow. At this time, you can finish the crotch with a good color tone by adding light to the thighs, abdomen, buttocks, etc. without putting too much shadow on the crotch area.



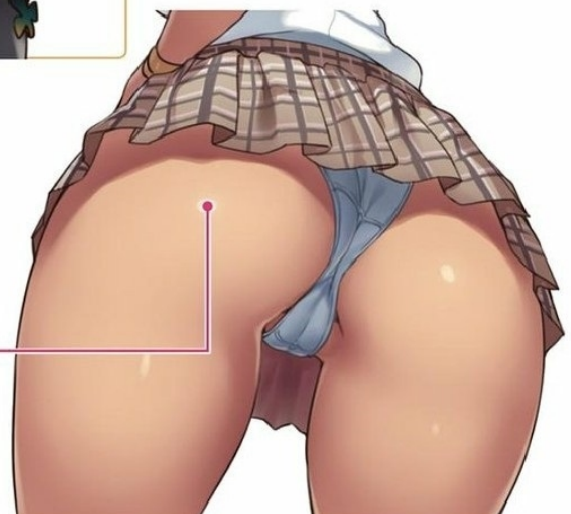
By adding matte (non-lustered) highlights to the thighs and inflated lower abdomen, you can finish the crotch with a natural atmosphere.



By putting a matte highlight on the hips, by contrast, it looks natural without a shadow on the local area.



When emphasizing the strength of muscles in a battle system, you can add a stronger highlight than the matte type to give a three-dimensional effect and create a strong image.



If you want to emphasize your youth, add a strong highlight. By adding a matte light to the local bulge, you can give a soft impression to the gloss of the hips.

Author profile

Hotengeki

An illustrator active in magazines, novels, and social game illustrations.

● pixiv

<http://www.pixiv.net/member.php?id=93360>

● Twitter

<http://twitter.com/houtengeki>

Author	Hotengeki
Planning / Editing	Kure Star Day (Studio Porto)
Design	Kaori Oshima
Editing cooperation	Fumio Motoyama

Super drawing series

How to draw a little H girl

Editor	Toshimitsu Katsuyama
Editor in charge	Yusuke Hirayama
Issuer	Hiroshi Kitahara

Date of issue	August 1, 2016
Publisher	Genkosha Co., Ltd.

〒102-8716 東京都千代田区飯田橋 4-1-5

TEL : 03-3263-3515 (営業部)

FAX : 03-3263-3045

URL : <http://www.genkosha.co.jp>

Printing / binding Book Printing Co., Ltd.

© 2016 GENKOSHA Co.,Ltd.

© 2016 houtengeki



<(Company) Publisher Copyright Management Organization Consigned Publication>

Unauthorized reproduction of this magazine is prohibited with the exception of copyright law.
Before copying, obtain permission from the publisher copyright management organization (JCOPY)
in advance. In addition, it is not permitted by the copyright law to request this magazine from a third
party such as an agency to scan or digitize it, even if it is used for personal or home use.

JCOPY (TEL:03-3513-6969 FAX:03-3513-6979 E-mail:info@jcopy.or.jp)

Genkosha Super drawable series



How to draw a dress

How to draw a dress Color, wrinkles, see-through, lace, ruffle ribbon, etc.

Thorough explanation of small details!

B5 size, 144 pages

List price: 1,900 yen + tax

ISBN978-4-7683-0704-5



Basic lessons on how to draw hands and feet

Wider range of character expression!

B5 size, 144 pages

List price: 1,900 yen tax

ISBN978-4-7683-0667-3



How to draw cheeks

Mofumofu 120%!

You can draw attractive chemomimi characters!

Finger B5 size, 144 pages

List price: 1,900 yen tax

ISBN978-4-7683-0650-5

How to draw a little H female

