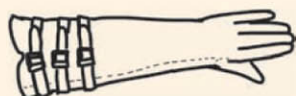


20 WAYS to ~



DRAW




A DRESS



AND **44** OTHER FABULOUS
FASHIONS AND ACCESSORIES

JULIA KUO

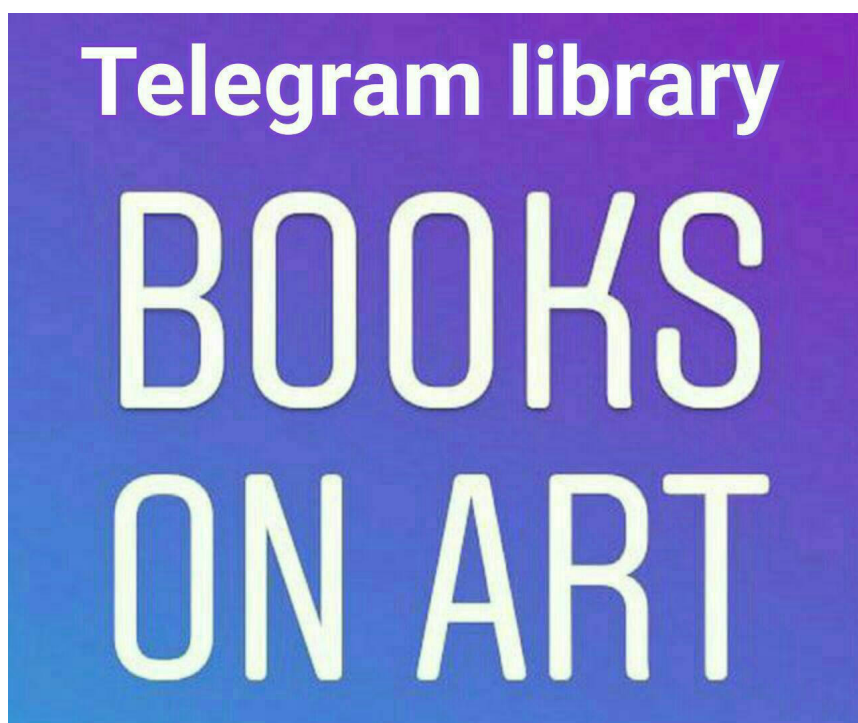


A Sketchbook for Artists, Designers, and Doodlers

Telegram library
BOOKS
ON ART

Электронные книги, аудиокниги и журналы по искусству.

Для входа в библиотеку нажмите на картинку или ссылку:
t.me/booksonart



Ebooks, audiobooks and magazines on art in English, Russian and other languages.

Click on image or the link below to enter the library:
t.me/booksonart

20 WAYS TO DRAW A DRESS

AND 44 OTHER FABULOUS
FASHIONS AND ACCESSORIES



JULIA KUO

A Sketchbook for Artists, Designers, and Doodlers



Quarry Books

100 Cummings Center, Suite 406L
Beverly, MA 01915

quarrybooks.com • craftside.typepad.com

CONTENTS

Introduction4

Draw 20 . . .

Cocktail Dresses	6
Necklaces	8
T-Shirts	10
Men's Coats	12
Jackets	14
High Heels	16
Sunglasses	18
Handbags	20
Pajamas	22
Little Black Dresses . .	24
Fur Coats	26
Trousers	28
Men's Hats	30
Swimsuits	32
Blouses	34
Animal Prints	36
Wristwatches	38
Cardigans	40
Skirts	42
Scarves	44
Sportswear Items . . .	46
Traditional Asian	
Garb	48
Night-Out Tops	50



Evening Dresses	52
Flats	54
Hats	56
Ties	58
Summer Dresses . . .	60
Tunics	62
Bracelets	64
Sweaters	66
Sneakers	68
Rings	70
Work Dresses	72
Men's Attire	74
Sandals	76
Earrings	78
Coats	80
Belts	82
Button-Downs	84
Ponchos	86
Traditional European	
Garb	88
Shorts	90
Gloves	92
Boots	94

About the Artist96



INTRODUCTION

LET'S LEARN HOW TO DRAW

clothes and accessories together! We pick outfits every day based on where we're going, who we're meeting, what the weather's like, and how we want to look. As a form of self expression, fashion gives people around us a little peek into what we're all about. It can say that we're classy, unique, modern, laid-back, sporty, or a mixture of a few things. The world of fashion is also constantly changing, giving us new collections and trends every season to pick and choose from.

In this book, we've picked forty-five different types of clothing and accessories ranging from flats to ponchos to cocktail dresses. We've even got a few items for the men, as well as traditional clothes from Europe and Asia. We've come up with twenty different ways that each of these items can be drawn—can you come up with some of your own?

You can start out by trying to copy some of the items I've already drawn. Pick your favorite on each page or combine different items to make an outfit that you would wear. You can even pretend that you are a fashion editor or personal shopper and pick out a collection of different items that you want to group together.

HOW TO USE THIS BOOK

These drawings are all made up of a combination of lines, shapes, and patterns. Many fashion items are inspired by basic shapes, so look for squares, circles, and triangles to help break down each object. Then consider the edges—should you use a straight line, curved line, or a squiggly one? Draw the big shapes and lines




first, and then add in the smaller details. If you have tracing paper, you can trace the drawings directly, but don't worry about getting them exactly the same.

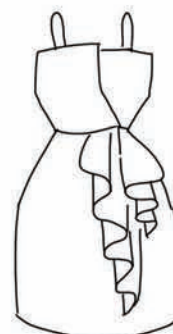
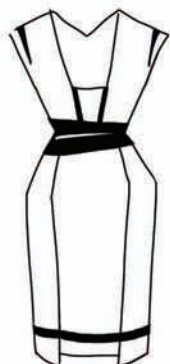
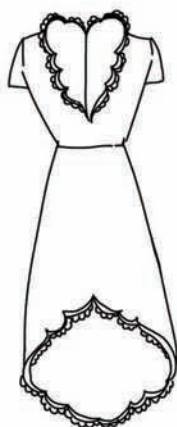

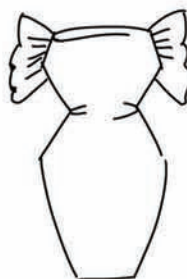
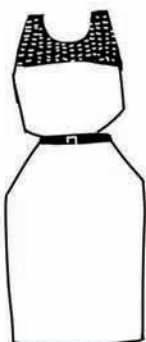
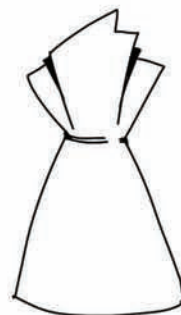

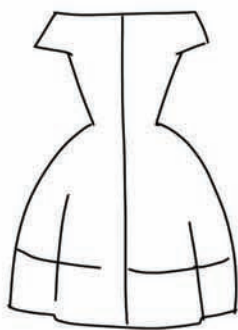
When you think you've gotten the hang of it, try drawing your own fashion items and accessories. Think about what you've got in your own closet or that new bag you've got your eye on. Or be a fashion designer and come up with your own styles. How many ways can you draw a little black dress or a light, fall coat? What would your own summer collection of sandals and heels look like?

Try to start out with a pencil and eraser so that you're not afraid of making mistakes. When you feel more comfortable with drawing, explore by using different types of tools—pens, colored pencils, markers, or even paints. Color in the existing drawings and then color in your own drawings. If you are feeling especially adventurous, you can cut out paper shapes and paste them onto the blank pages. It's always fun to try as many things as possible to decide what you like the best.

Don't forget to show your friends and family when you're done. Maybe you'll inspire them to make their own drawings of their favorite fashions!



*fur-top shoe: marker
dress: watercolor
bikini: colored pencil*



DRAW 20

Cocktail Dresses



DRAW 20

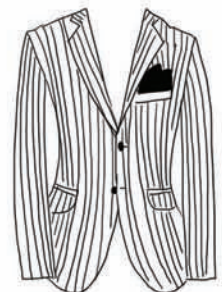

necklaces





DRAW 20




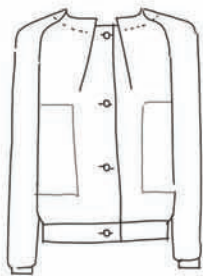
T-shirts



DRAW 20

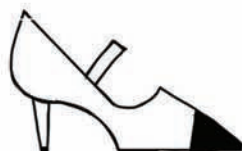
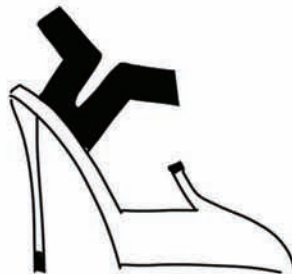
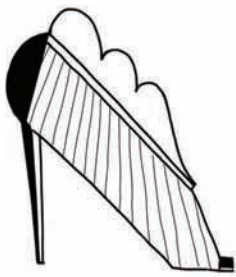
MEN'S COATS





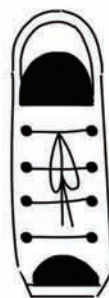
DRAW 20

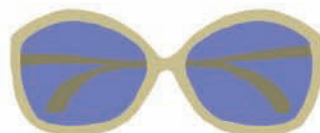
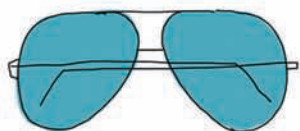
Jackets



DRAW 20

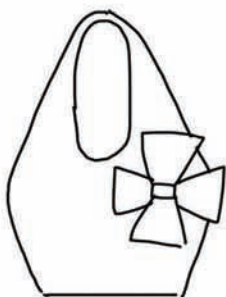
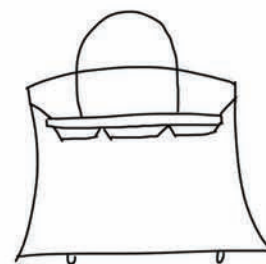
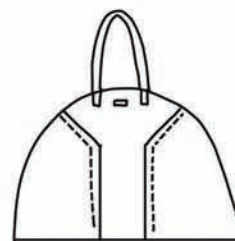
HIGH HEELS





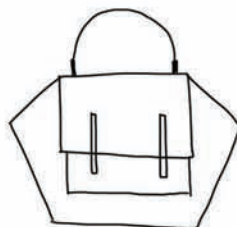
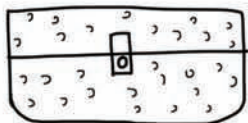
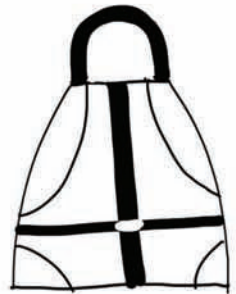
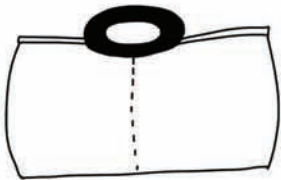
DRAW 20


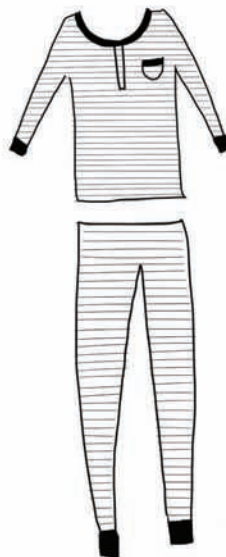
SUNGLASSES



DRAW 20

Handbags





DRAW 20

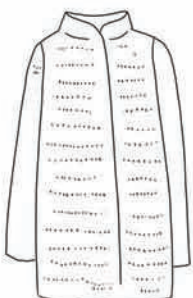
PAJAMAS



DRAW 20

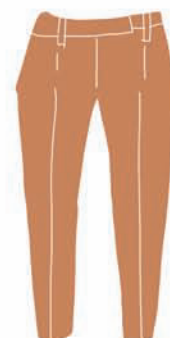

little black dresses





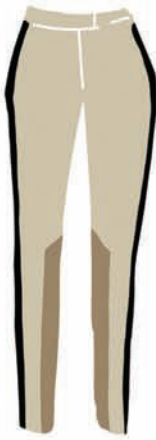
DRAW 20

Fur Coats



DRAW 20


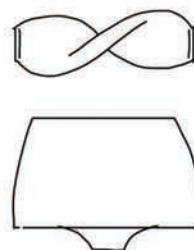
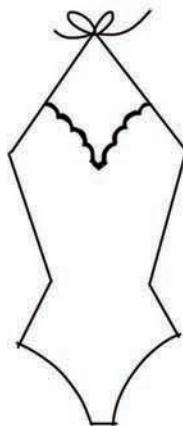

TROUSERS





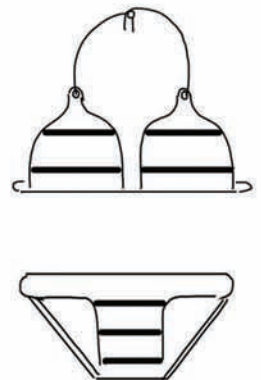
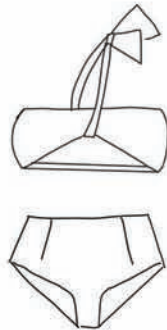
DRAW 20


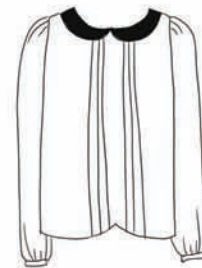

Men's Hats



DRAW 20

Swimsuits





DRAW 20

Blouses



DRAW 20



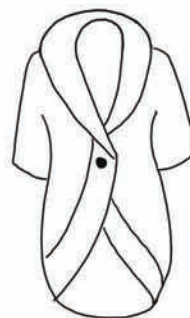
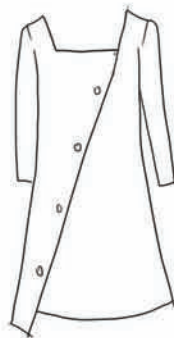
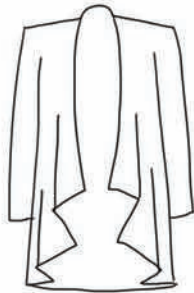

Animal Prints





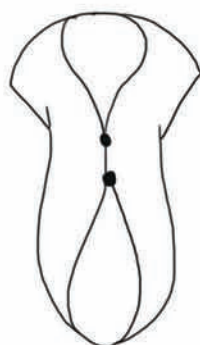
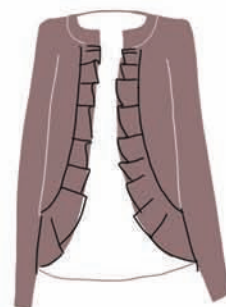
DRAW 20

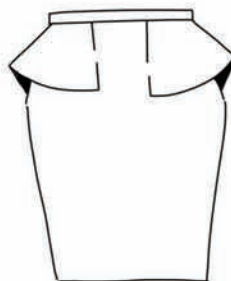

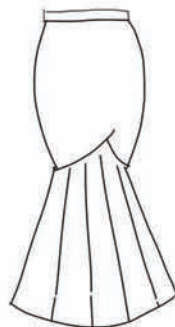
Wristwatches



DRAW 20


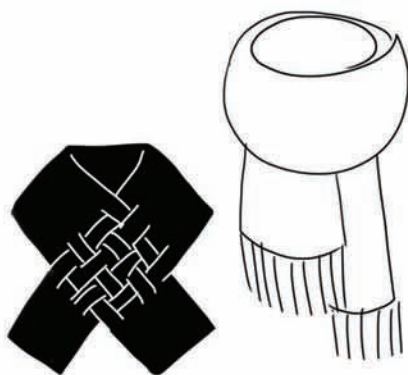

Cardigans






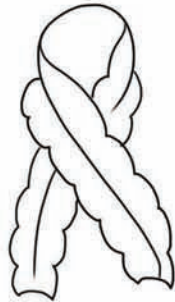
DRAW 20

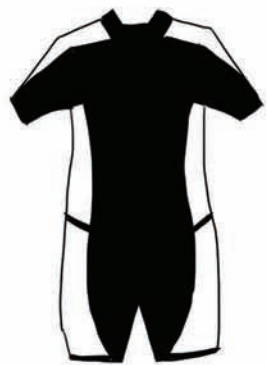
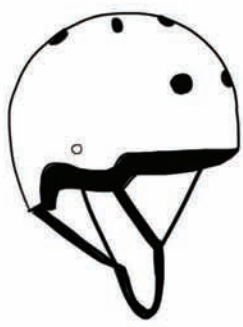
Skirts



DRAW 20


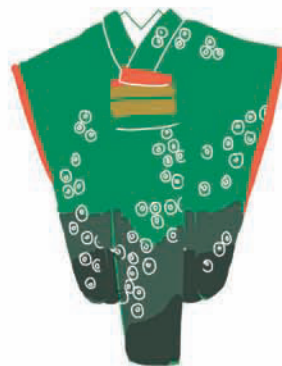
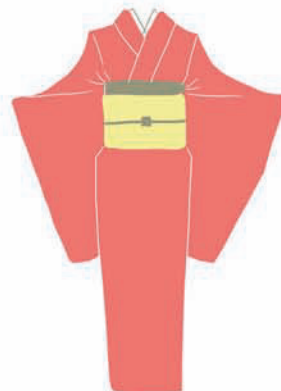
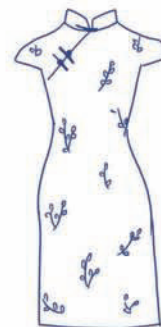
scarves





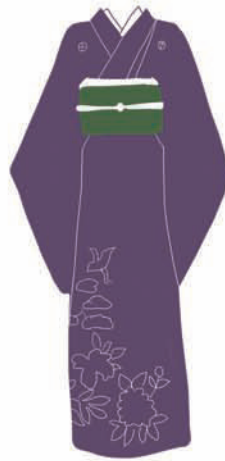
DRAW 20

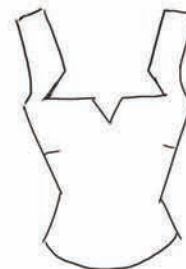
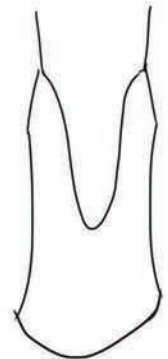
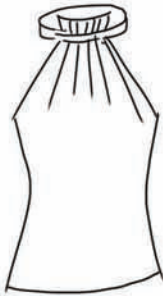


Sportswear Items



DRAW 20

Traditional Asian Garb





DRAW 20

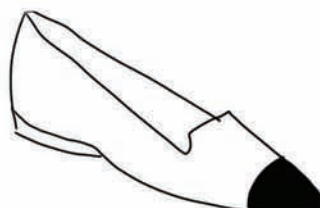



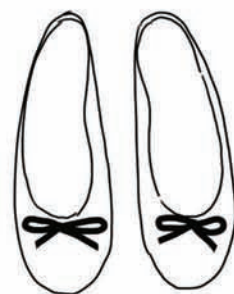
Night-Out Tops



DRAW 20




Evening Dresses





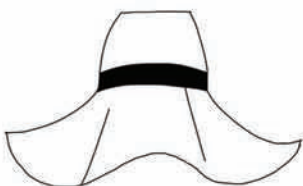

DRAW 20




FLATS



DRAW 20

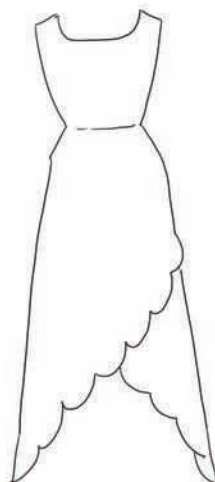

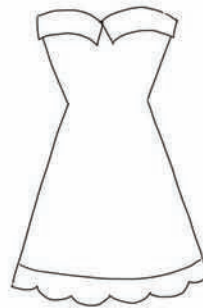

Hats





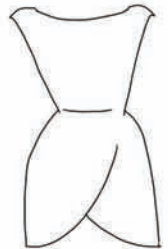
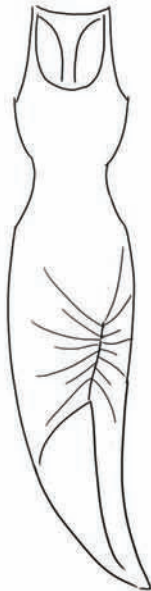
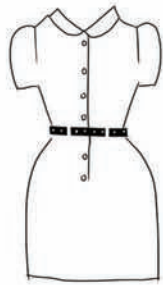
DRAW 20

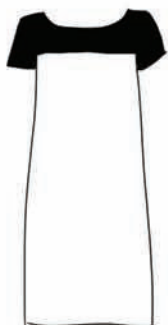

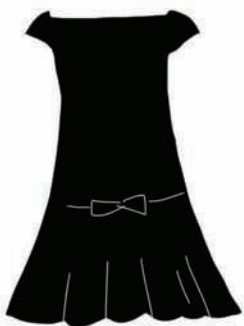

Ties



DRAW 20


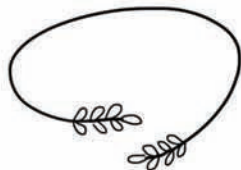
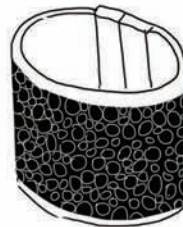
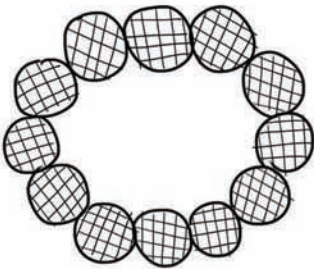
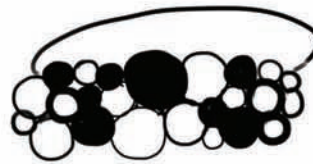


Summer Dresses







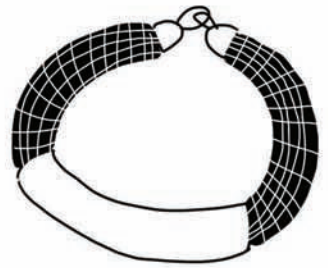

DRAW 20


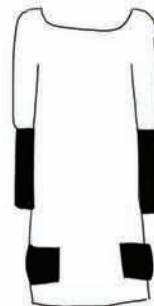
TUNICS



DRAW 20

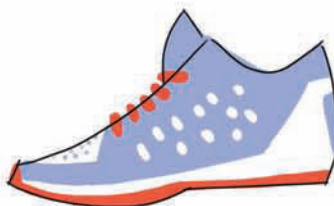
Bracelets





DRAW 20

Sweaters



DRAW 20



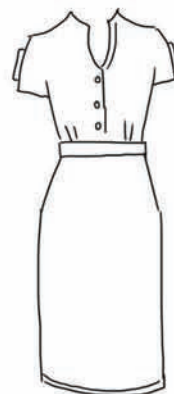
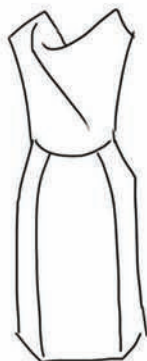

sneakers






DRAW 20

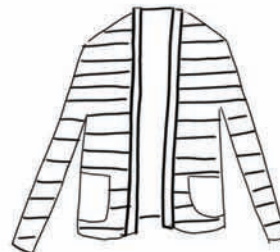
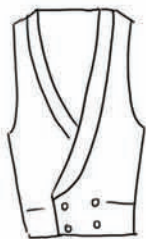
Rings



DRAW 20


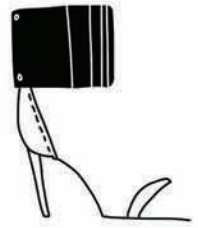
Work Dresses






DRAW 20

Men's Attire



DRAW 20


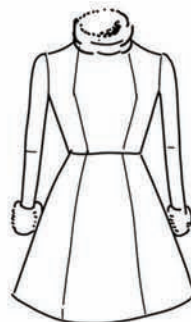
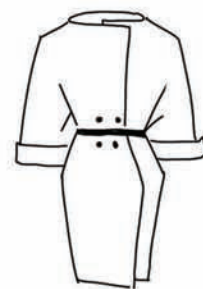
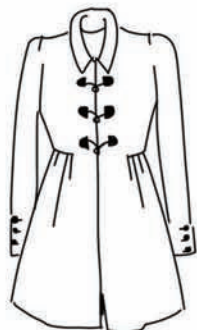
Sandals





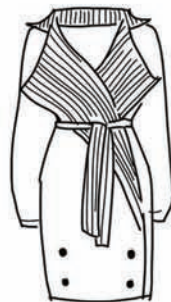
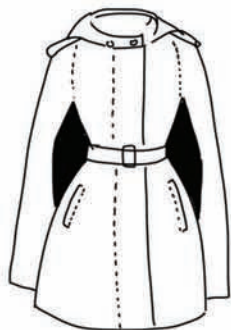
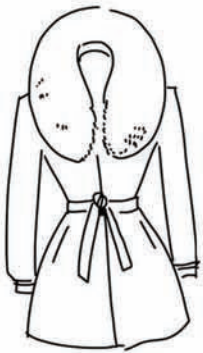
DRAW 20

Earrings



DRAW 20

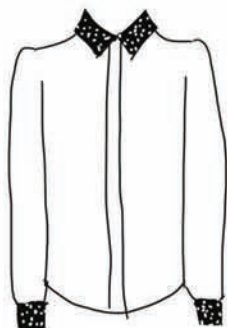

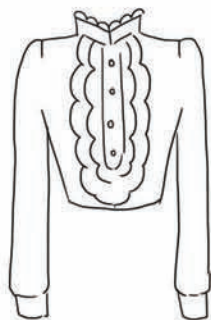
COATS






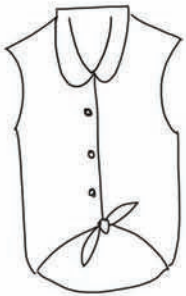
DRAW 20

BELTS



DRAW 20

BUTTON-DOWNS






DRAW 20

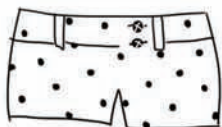




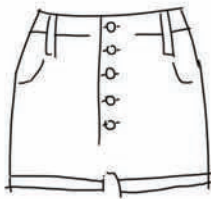
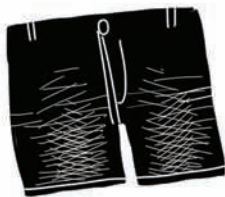
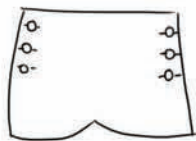
PONCHOS



DRAW 20

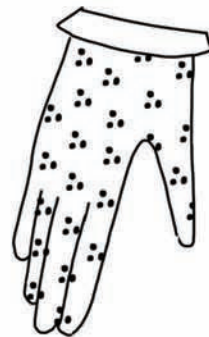


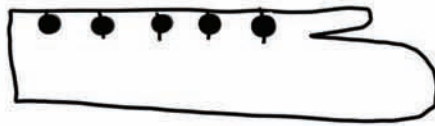
Traditional European Garb







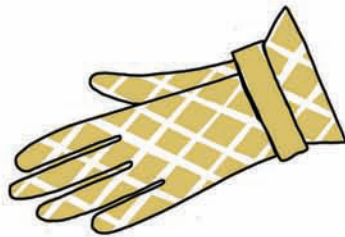
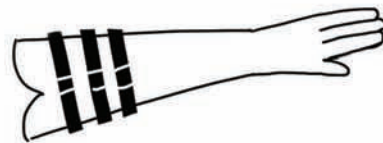
DRAW 20

shorts



DRAW 20

Gloves





DRAW 20

BOOTS



ABOUT THE ARTIST

Julia Kuo grew up in Los Angeles and studied illustration and marketing at Washington University in St. Louis. She currently works as a freelance illustrator in Chicago. Julia designs stationery, illustrates children's books, concert posters, and CD covers, and paints in her free time. One of her gallery shows featured paintings of street fashion shots from Face Hunter. Julia's clients include American Greetings, the *New York Times*, Little, Brown and Company, Simon and Schuster, Capitol Records, and Universal Music Group. She is also part of The Nimbus Factory, a collective of two designers and two illustrators specializing in paper goods. Her illustrations have been honored in *American Illustration*, *CMYK* magazine, and *Creative Quarterly*. She is the author of *20 Ways to Draw a Cat and 44 other Awesome Animals*, Quarry Books, 2013. Connect with her at juliakuo.com



© 2013 by Quarry Books
Illustrations © 2013 Julia Kuo
Text © 2013 Julia Kuo

First published in the United States of America in 2013 by
Quarry Books, a member of
Quayside Publishing Group
100 Cummings Center
Suite 406-L
Beverly, Massachusetts 01915-6101
Telephone: (978) 282-9590
Fax: (978) 283-2742
www.quarrybooks.com
Visit www.Craftside.Typepad.com for a
behind-the-scenes peek at our crafty world!
Visit www.QuarrySPOON.com and help us
celebrate food and culture one spoonful at a time!

All rights reserved. No part of this book may be reproduced in
any form without written permission of the copyright own-
ers. All images in this book have been reproduced with the
knowledge and prior consent of the artists concerned, and no
responsibility is accepted by the producer, publisher, or printer
for any infringement of copyright or otherwise, arising from
the contents of this publication. Every effort has been made to
ensure that credits accurately comply with information supplied.
We apologize for any inaccuracies that may have occurred and
will resolve inaccurate or missing information in a subsequent
reprinting of the book.

10 9 8 7 6 5 4 3 2 1
ISBN: 978-1-59253-885-0

Digital edition published in 2013
eISBN: 978-1-61058-932-1

Library of Congress Cataloging-in-Publication Data
Control Number 2013939272

Design: Debbie Berne

Printed in China



The best way to learn to draw is to DRAW! And this fun sketchbook is going to help you do just that. Filled with 900 stylish, modern drawings of all your favorite fashions—from shoes and sneakers to little black dresses—with plenty of room for designing your own collections.

Get out your favorite drawing tool, and remember, there are *not* just *20 Ways to Draw a Dress*!

ALSO AVAILABLE:

20 Ways to Draw a Cat
and 44 Other Awesome Animals
978-1-59253-838-6

20 Ways to Draw a Tree
and 44 Other Nifty Things from Nature
978-1-59253-837-9

Crafts



www.quarrybooks.com

ISBN: 978-1-59253-885-0

